

TUBULAR HEAT EXCHANGER

DETAILED OVERVIEW FOR TYPE 'THEX'
MEDIUM PRESSURE - 40 BAR



Dimensions overview for type $\varnothing 129$ & $\varnothing 209$ - 40 bar[g]

Tubular heat exchangers are highly used in the food and beverage industry and in connection with many applications such as CIP units. In the food and beverage industry tubular heat exchangers are often used in systems to reduce or eliminate microbials to make products safe for consumption and to extend their shelf life. A tubular heat exchanger may also be used to heat or cool products prior to filling, drying, concentration or other processes.

WILA A/S
Mads Clausens Vej 14
8600 Silkeborg
Denmark


Phone: +45 8680 0844
Fax: +45 8680 0843

mail@wila.dk
www.wila.dk

VAT number: 27230350

Content

Introduction	3
Regulations and Directives	3
Documentation	3
THEX group specifications	4
Connections	4
Steam pressure limits	4
Data table and nameplate	5
THEX-.5-129-40	6
THEX-01-129-40	7
THEX-02-129-40	8
THEX-03-129-40	9
THEX-01-209-40	10
THEX-02-209-40	11
THEX-03-209-40	12
THEX-04-209-40	13
THEX-06-209-40	14
THEX-08-209-40	15



Introduction

This overview is for Tubular Heat Exchangers manufactured by Wila A/S under the category "THEX" hereinafter referred to as "Heat Exchanger". A Tubular Heat Exchanger is by design, two Pressure chambers in a combined housing.

The inner chamber consists of both ends and the insides of all tubes in the tube bundle, hereinafter referred to as "Tube side" or "Product side".

The outer pressure chamber consists of the outside of the tube bundle, and the inside of the exchangers outer shell, hereinafter referred to as "Shell side" or "Service side".

The Heat Exchanger is intended for a fluid to fluid heat transfer, **either** cooling or heating and is made from EN.1.4404 (AISI 316L) stainless steel with a sanitary surface finish. The tube side is suitable for food stuff fluids, such as dairy products and juices. The outside surface roughness is $\leq 1,6\mu\text{m}$ and the internal tube side surface roughness is $\leq 0,8\mu\text{m}$. **All fluid media in use with the Heat exchanger, must be compatible with EN.1.4404 (AISI 316L) Stainless Steel.**

The 40 BAR (580 PSI), maximum product side pressure, heat exchanger design is based on either a $\emptyset 129 \times 2\text{mm}$ shell or a $\emptyset 209 \times 3\text{mm}$ shell. Other sizes and pressure ratings are also available.

Regulations and Directives

The heat exchanger is designed and manufactured in accordance with

- the European Commission regulation No. 2023/2006 (Good Manufacturing Practices)
- the European Parliament directive No. EN 1935/2004 (Food Contact Materials).
- the European Parliament directive No. EN 1907/2006 (Chemical Restrictions (REACH)).
- PED - Article 4.3 (SEP) in the European Parliament directive No. 2014/68/EU (Pressure Equipment Directive). The Heat Exchanger is only designed for fluid group 2 (non-dangerous fluids).

Documentation

1. Customer drawing with description and design data table
2. Declaration of conformity
3. Pressure test certificate
4. User Manual

As Supplement the following can be provided:

5. 3.1 material certificates according to EN 10204
6. Weld-logs with associated welding certificates according to DS/EN ISO 9601-1.

THEX group specifications

Group ordering codes and specifications are as listed below. A more detailed group tables with model codes and main dimensions can be found on the following pages.

THEX-xx-xxx-40 Eccentric heat exchanger for up to 40 bar tube side pressure
 -xx- indicates the heat transfer surface area 0.5** - 1 - 2 - 3 - 4* - 6* - 8* m²
 -xxx- indicates the outer diameter of the shell Ø129 mm or 209 mm
 *Only Ø209 mm shell size **Only Ø129 mm shell size

Tube side (P1 and P2) connections for the groups are:

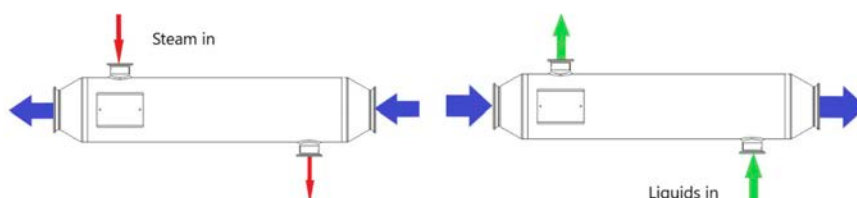
Shell size's	Tube side connection size's	
Ø129mm	DN100 - DN80	in accordance with DIN 32676-A
Ø129mm	4" (Ø101.6) - 3" (Ø76.1)	in accordance with ISO 2852-2
Ø209mm	DN150 - DN125 - DN100	in accordance with DIN 32676-A
Ø209mm	4" (Ø101.6)	in accordance with ISO 2852-2

Shell side (S1 and S2) connections, both Ø129 and Ø209, for the groups are:

DN50 - DN40 in accordance with DIN 32676-A
 2" (Ø51) - 1.5" (Ø38) in accordance with ISO 2852-2
 For both tube and shell sides other connection types and sizes are available.

Connections

Always follow your fitting supplier guidelines and local legislations. Depending on the connection size either SH or SSH strong clamp rings (or similar) are recommended. For steam connections the outlet should always be at the lowest point. For liquids, the outlet should be at the highest point for better air venting.



Steam pressure limits

The heat exchanger's shell side maximum pressure and temperature are respectively 20 bar[g] and 70°C for all regular fluids such as cold and hot water. However, these limits vary for steam:

1. For Heat Exchanger sizes 0.5m² to 3m² these limits are respectively 6 bar[g] and 165°C
2. For Heat Exchanger sizes 4m² to 6m² these limits are respectively 3 bar[g] and 144°C
3. For Heat Exchanger sizes 8m² these limits are respectively 2.3 bar[g] and 136°C

Temperature and pressure limits must be respected at all times !

Data table and nameplate

The following data can be found on the customer drawing for each Heat Exchanger:
Connection sizes, weight and total length can also be found on the drawing.

Design data table		Tube side	Shell side	Unit
Max. Pressure	PS			bar(g)
Max. steam pressure				bar(g)
Max. steam temperature				°C
Max. Temperature	TS			°C
Volume (approx.)	V			Liter
Test pressure	PT			bar(g)
Fluid group	2	Non-dangerous fluid		
Each unit must only be used for cooling or heating, never both !				


This pressure wessel is manufactured in accordance with the EUROPEAN PARLIAMENT AND THE COUNCILS DIRECTIVE - PED:2014/68 - article 4.3 OF 15/5 2014.

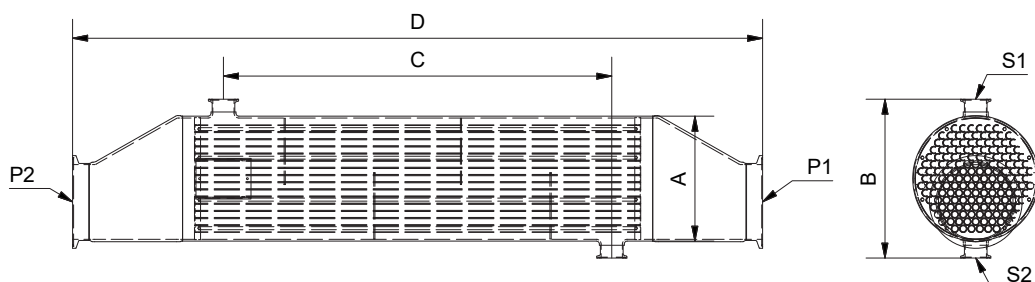
The following data can be found on the nameplate for each Heat Exchanger:

		Date:
Serial No.:		Fluid group:
Drawing No.:		Type:
⊙ Customer No.:		⊙
Shell - if steam max ____ barg	Tube	
/ Temp. min/max [°C]	/	
Max. pressure [barg]		
Mads Clausensvej 14 DK-8600 Silkeborg	Tel. +45 86 80 08 44 Fax. +45 86 80 08 43	Homepage: www.wila.dk E-mail: mail@wila.dk

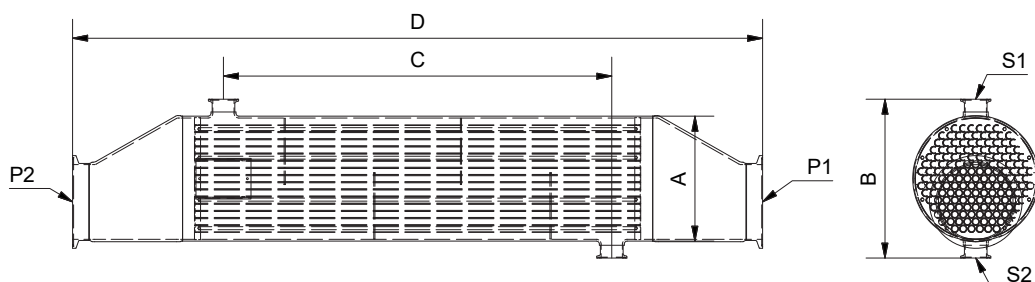
Note:

In the following group tables 'Number of pipes' is for all the pipes running parallel inside the shell.

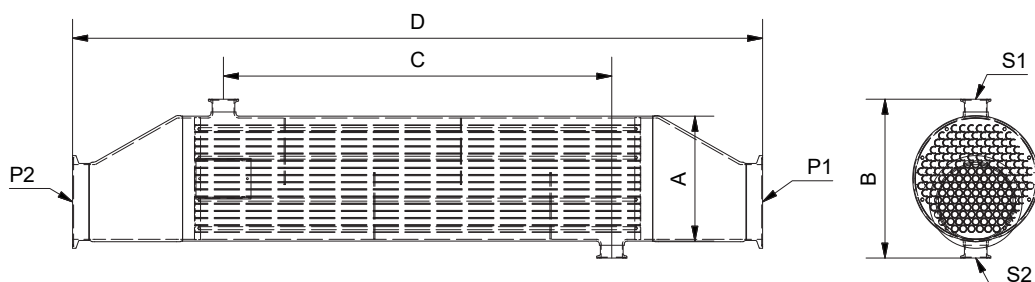




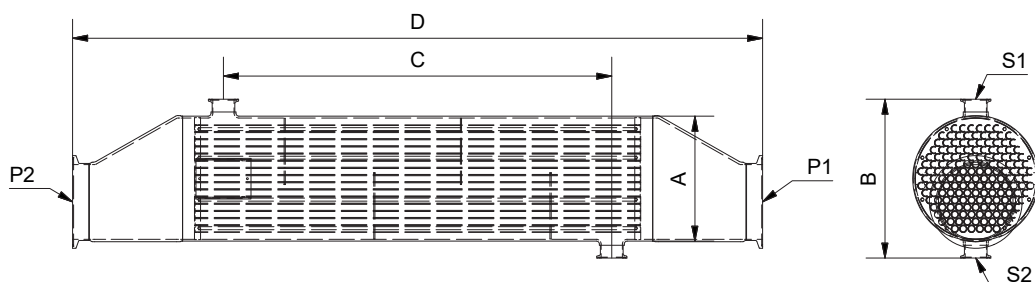
THEX-.5-129-40		Maximum pressure / Maximum temperature						
		40 barg / 85°C		20 barg / 70°C For steam inside shell; 6 barg / 165°C				
Stock number	Drawing number	P1/P2	S1/S2	A	B	C	D	Number of pipes
THEX-.5-129-100-51	W-015891	DN100	Ø51	Ø129	186	130	538	61
THEX-.5-129-101-51	W-015890	Ø101.6	Ø51	Ø129	186	130	525	61
THEX-.5-129-080-51	W-015889	DN80	Ø51	Ø129	186	130	538	61
THEX-.5-129-076-51	W-015888	Ø76.1	Ø51	Ø129	186	130	525	61
Stock number	Drawing number	P1/P2	S1/S2	A	B	C	D	Number of pipes
THEX-.5-129-100-38	W-021448	DN100	Ø38	Ø129	186	130	538	61
THEX-.5-129-101-38	W-021447	Ø101.6	Ø38	Ø129	186	130	525	61
THEX-.5-129-080-38	W-021446	DN80	Ø38	Ø129	186	130	538	61
THEX-.5-129-076-38	W-021445	Ø76.1	Ø38	Ø129	186	130	525	61
Stock number	Drawing number	P1/P2	S1/S2	A	B	C	D	Number of pipes
THEX-.5-129-100-50	W-021444	DN100	DN50	Ø129	186	130	538	61
THEX-.5-129-101-50	W-021443	Ø101.6	DN50	Ø129	186	130	525	61
THEX-.5-129-080-50	W-021442	DN80	DN50	Ø129	186	130	538	61
THEX-.5-129-076-50	W-021441	Ø76.1	DN50	Ø129	186	130	525	61
Stock number	Drawing number	P1/P2	S1/S2	A	B	C	D	Number of pipes
THEX-.5-129-100-40	W-021440	DN100	DN40	Ø129	186	130	538	61
THEX-.5-129-101-40	W-021439	Ø101.6	DN40	Ø129	186	130	525	61
THEX-.5-129-080-40	W-021438	DN80	DN40	Ø129	186	130	538	61
THEX-.5-129-076-40	W-021437	Ø76.1	DN40	Ø129	186	130	525	61



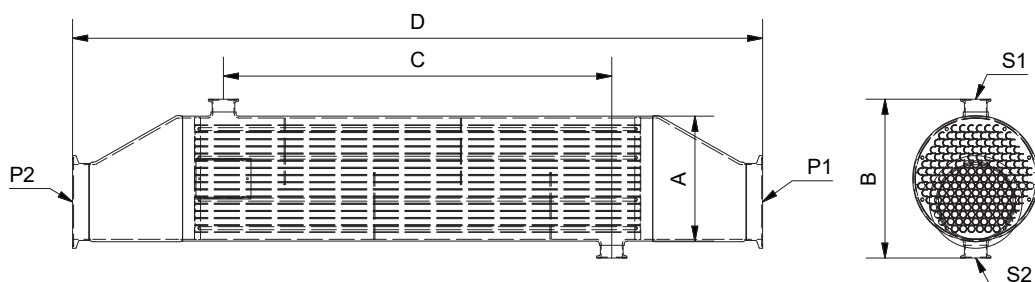
THEX-01-129-40		Maximum pressure / Maximum temperature						
		40 barg / 85°C		20 barg / 70°C For steam inside shell; 6 barg / 165°C				
Stock number	Drawing number	P1/P2	S1/S2	A	B	C	D	Number of pipes
THEX-01-129-100-51	W-015895	DN100	Ø51	Ø129	186	380	788	61
THEX-01-129-101-51	W-015894	Ø101.6	Ø51	Ø129	186	380	775	61
THEX-01-129-080-51	W-015893	DN80	Ø51	Ø129	186	380	788	61
THEX-01-129-076-51	W-015892	Ø76.1	Ø51	Ø129	186	380	775	61
Stock number	Drawing number	P1/P2	S1/S2	A	B	C	D	Number of pipes
THEX-01-129-100-38	W-021436	DN100	Ø38	Ø129	186	380	788	61
THEX-01-129-101-38	W-021435	Ø101.6	Ø38	Ø129	186	380	775	61
THEX-01-129-080-38	W-021434	DN80	Ø38	Ø129	186	380	788	61
THEX-01-129-076-38	W-021433	Ø76.1	Ø38	Ø129	186	380	775	61
Stock number	Drawing number	P1/P2	S1/S2	A	B	C	D	Number of pipes
THEX-01-129-100-50	W-021432	DN100	DN50	Ø129	186	380	788	61
THEX-01-129-101-50	W-021431	Ø101.6	DN50	Ø129	186	380	775	61
THEX-01-129-080-50	W-021430	DN80	DN50	Ø129	186	380	788	61
THEX-01-129-076-50	W-021429	Ø76.1	DN50	Ø129	186	380	775	61
Stock number	Drawing number	P1/P2	S1/S2	A	B	C	D	Number of pipes
THEX-01-129-100-40	W-021428	DN100	DN40	Ø129	186	380	788	61
THEX-01-129-101-40	W-021427	Ø101.6	DN40	Ø129	186	380	775	61
THEX-01-129-080-40	W-021426	DN80	DN40	Ø129	186	380	788	61
THEX-01-129-076-40	W-021425	Ø76.1	DN40	Ø129	186	380	775	61



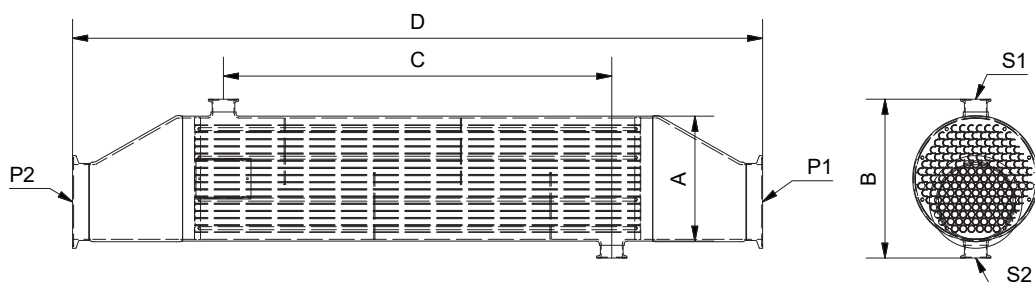
THEX-02-129-40		Maximum pressure / Maximum temperature						
		40 barg / 85°C		20 barg / 70°C For steam inside shell; 6 barg / 165°C				
Stock number	Drawing number	P1/P2	S1/S2	A	B	C	D	Number of pipes
THEX-02-129-100-51	W-015899	DN100	Ø51	Ø129	186	870	1268	61
THEX-02-129-101-51	W-015898	Ø101.6	Ø51	Ø129	186	870	1255	61
THEX-02-129-080-51	W-015897	DN80	Ø51	Ø129	186	870	1268	61
THEX-02-129-076-51	W-015896	Ø76.1	Ø51	Ø129	186	870	1255	61
Stock number	Drawing number	P1/P2	S1/S2	A	B	C	D	Number of pipes
THEX-02-129-100-38	W-021424	DN100	Ø38	Ø129	186	870	1268	61
THEX-02-129-101-38	W-018635	Ø101.6	Ø38	Ø129	186	870	1255	61
THEX-02-129-080-38	W-021422	DN80	Ø38	Ø129	186	870	1268	61
THEX-02-129-076-38	W-018335	Ø76.1	Ø38	Ø129	186	870	1255	61
Stock number	Drawing number	P1/P2	S1/S2	A	B	C	D	Number of pipes
THEX-02-129-100-50	W-021420	DN100	DN50	Ø129	186	870	1268	61
THEX-02-129-101-50	W-021419	Ø101.6	DN50	Ø129	186	870	1255	61
THEX-02-129-080-50	W-021418	DN80	DN50	Ø129	186	870	1268	61
THEX-02-129-076-50	W-021417	Ø76.1	DN50	Ø129	186	870	1255	61
Stock number	Drawing number	P1/P2	S1/S2	A	B	C	D	Number of pipes
THEX-02-129-100-40	W-021416	DN100	DN40	Ø129	186	870	1268	61
THEX-02-129-101-40	W-021415	Ø101.6	DN40	Ø129	186	870	1255	61
THEX-02-129-080-40	W-021414	DN80	DN40	Ø129	186	870	1268	61
THEX-02-129-076-40	W-021413	Ø76.1	DN40	Ø129	186	870	1255	61



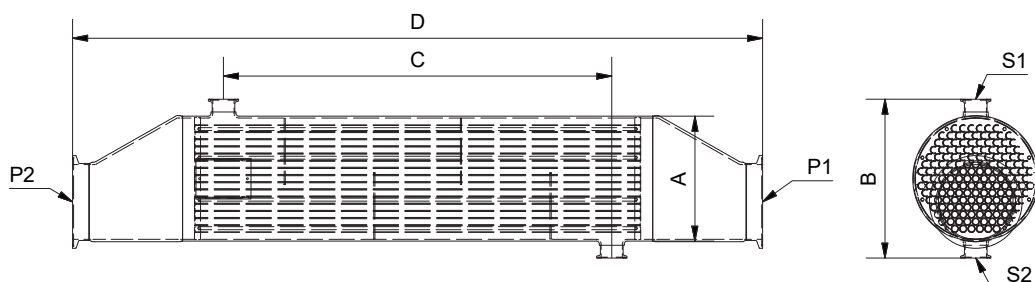
THEX-03-129-40		Maximum pressure / Maximum temperature						
		40 barg / 85°C		20 barg / 70°C For steam inside shell; 6 barg / 165°C				
Stock number	Drawing number	P1/P2	S1/S2	A	B	C	D	Number of pipes
THEX-03-129-100-51	W-015903	DN100	Ø51	Ø129	186	1360	1768	61
THEX-03-129-101-51	W-015902	Ø101.6	Ø51	Ø129	186	1360	1755	61
THEX-03-129-080-51	W-015901	DN80	Ø51	Ø129	186	1360	1768	61
THEX-03-129-076-51	W-015900	Ø76.1	Ø51	Ø129	186	1360	1755	61
Stock number	Drawing number	P1/P2	S1/S2	A	B	C	D	Number of pipes
THEX-03-129-100-38	W-021412	DN100	Ø38	Ø129	186	1360	1768	61
THEX-03-129-101-38	W-021411	Ø101.6	Ø38	Ø129	186	1360	1755	61
THEX-03-129-080-38	W-021410	DN80	Ø38	Ø129	186	1360	1768	61
THEX-03-129-076-38	W-021409	Ø76.1	Ø38	Ø129	186	1360	1755	61
Stock number	Drawing number	P1/P2	S1/S2	A	B	C	D	Number of pipes
THEX-03-129-100-50	W-021408	DN100	DN50	Ø129	186	1360	1768	61
THEX-03-129-101-50	W-021407	Ø101.6	DN50	Ø129	186	1360	1755	61
THEX-03-129-080-50	W-021406	DN80	DN50	Ø129	186	1360	1768	61
THEX-03-129-076-50	W-021405	Ø76.1	DN50	Ø129	186	1360	1755	61
Stock number	Drawing number	P1/P2	S1/S2	A	B	C	D	Number of pipes
THEX-03-129-100-40	W-021404	DN100	DN40	Ø129	186	1360	1768	61
THEX-03-129-101-40	W-021403	Ø101.6	DN40	Ø129	186	1360	1755	61
THEX-03-129-080-40	W-021402	DN80	DN40	Ø129	186	1360	1768	61
THEX-03-129-076-40	W-021401	Ø76.1	DN40	Ø129	186	1360	1755	61



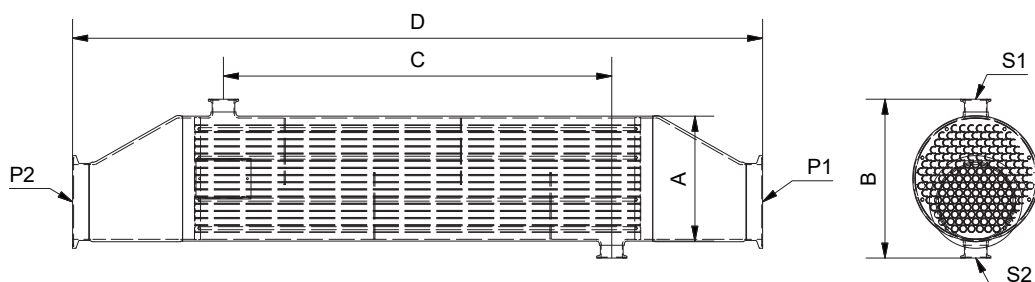
THEX-01-209-40		Maximum pressure / Maximum temperature						
		40 barg / 85°C		20 barg / 70°C For steam inside shell; 6 barg / 165°C				
Stock number	Drawing number	P1/P2	S1/S2	A	B	C	D	Number of pipes
THEX-01-209-150-51	W-015907	DN150	Ø51	Ø209	266	100	603	163
THEX-01-209-125-51	W-015906	DN125	Ø51	Ø209	266	100	603	163
THEX-01-209-100-51	W-015905	DN100	Ø51	Ø209	266	100	603	163
THEX-01-209-101-51	W-015904	Ø101.6	Ø51	Ø209	266	100	590	163
Stock number	Drawing number	P1/P2	S1/S2	A	B	C	D	Number of pipes
THEX-01-209-150-38	W-021520	DN150	Ø38	Ø209	266	100	603	163
THEX-01-209-125-38	W-021519	DN125	Ø38	Ø209	266	100	603	163
THEX-01-209-100-38	W-021518	DN100	Ø38	Ø209	266	100	603	163
THEX-01-209-101-38	W-019184	Ø101.6	Ø38	Ø209	266	100	590	163
Stock number	Drawing number	P1/P2	S1/S2	A	B	C	D	Number of pipes
THEX-01-209-150-50	W-021516	DN150	DN50	Ø209	266	100	603	163
THEX-01-209-125-50	W-021515	DN125	DN50	Ø209	266	100	603	163
THEX-01-209-100-50	W-021514	DN100	DN50	Ø209	266	100	603	163
THEX-01-209-101-50	W-021513	Ø101.6	DN50	Ø209	266	100	590	163
Stock number	Drawing number	P1/P2	S1/S2	A	B	C	D	Number of pipes
THEX-01-209-150-40	W-021512	DN150	DN40	Ø209	266	100	603	163
THEX-01-209-125-40	W-021511	DN125	DN40	Ø209	266	100	603	163
THEX-01-209-100-40	W-021510	DN100	DN40	Ø209	266	100	603	163
THEX-01-209-101-40	W-021509	Ø101.6	DN40	Ø209	266	100	590	163



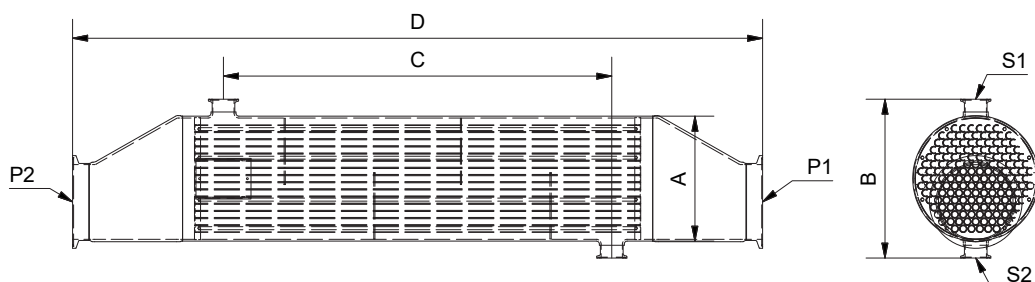
THEX-02-209-40		Maximum pressure / Maximum temperature						
		40 barg / 85°C		20 barg / 70°C For steam inside shell; 6 barg / 165°C				
Stock number	Drawing number	P1/P2	S1/S2	A	B	C	D	Number of pipes
THEX-02-209-150-51	W-015911	DN150	Ø51	Ø209	266	290	788	163
THEX-02-209-125-51	W-015910	DN125	Ø51	Ø209	266	290	788	163
THEX-02-209-100-51	W-015909	DN100	Ø51	Ø209	266	290	788	163
THEX-02-209-101-51	W-015908	Ø101.6	Ø51	Ø209	266	290	775	163
Stock number	Drawing number	P1/P2	S1/S2	A	B	C	D	Number of pipes
THEX-02-209-150-38	W-021508	DN150	Ø38	Ø209	266	290	788	163
THEX-02-209-125-38	W-021507	DN125	Ø38	Ø209	266	290	788	163
THEX-02-209-100-38	W-021506	DN100	Ø38	Ø209	266	290	788	163
THEX-02-209-101-38	W-021505	Ø101.6	Ø38	Ø209	266	290	775	163
Stock number	Drawing number	P1/P2	S1/S2	A	B	C	D	Number of pipes
THEX-02-209-150-50	W-021504	DN150	DN50	Ø209	266	290	788	163
THEX-02-209-125-50	W-021503	DN125	DN50	Ø209	266	290	788	163
THEX-02-209-100-50	W-021502	DN100	DN50	Ø209	266	290	788	163
THEX-02-209-101-50	W-021501	Ø101.6	DN50	Ø209	266	290	775	163
Stock number	Drawing number	P1/P2	S1/S2	A	B	C	D	Number of pipes
THEX-02-209-150-40	W-021500	DN150	DN40	Ø209	266	290	788	163
THEX-02-209-125-40	W-021499	DN125	DN40	Ø209	266	290	788	163
THEX-02-209-100-40	W-021498	DN100	DN40	Ø209	266	290	788	163
THEX-02-209-101-40	W-021497	Ø101.6	DN40	Ø209	266	290	775	163



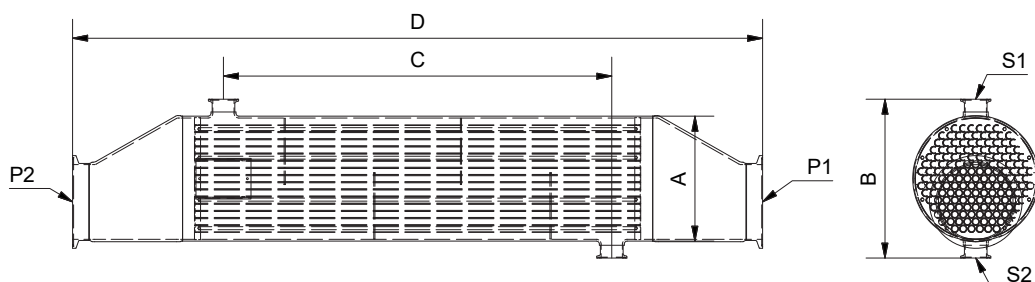
THEX-03-209-40		Maximum pressure / Maximum temperature						
		40 barg / 85°C		20 barg / 70°C For steam inside shell; 6 barg / 165°C				
Stock number	Drawing number	P1/P2	S1/S2	A	B	C	D	Number of pipes
THEX-03-209-150-51	W-015915	DN150	Ø51	Ø209	266	510	1008	163
THEX-03-209-125-51	W-015914	DN125	Ø51	Ø209	266	510	1008	163
THEX-03-209-100-51	W-015913	DN100	Ø51	Ø209	266	510	1008	163
THEX-03-209-101-51	W-015912	Ø101.6	Ø51	Ø209	266	510	995	163
Stock number	Drawing number	P1/P2	S1/S2	A	B	C	D	Number of pipes
THEX-03-209-150-38	W-021496	DN150	Ø38	Ø209	266	510	1008	163
THEX-03-209-125-38	W-021495	DN125	Ø38	Ø209	266	510	1008	163
THEX-03-209-100-38	W-021494	DN100	Ø38	Ø209	266	510	1008	163
THEX-03-209-101-38	W-019194	Ø101.6	Ø38	Ø209	266	510	995	163
Stock number	Drawing number	P1/P2	S1/S2	A	B	C	D	Number of pipes
THEX-03-209-150-50	W-021492	DN150	DN50	Ø209	266	510	1008	163
THEX-03-209-125-50	W-021491	DN125	DN50	Ø209	266	510	1008	163
THEX-03-209-100-50	W-021490	DN100	DN50	Ø209	266	510	1008	163
THEX-03-209-101-50	W-021489	Ø101.6	DN50	Ø209	266	510	995	163
Stock number	Drawing number	P1/P2	S1/S2	A	B	C	D	Number of pipes
THEX-03-209-150-40	W-021488	DN150	DN40	Ø209	266	510	1008	163
THEX-03-209-125-40	W-021487	DN125	DN40	Ø209	266	510	1008	163
THEX-03-209-100-40	W-021486	DN100	DN40	Ø209	266	510	1008	163
THEX-03-209-101-40	W-021485	Ø101.6	DN40	Ø209	266	510	995	163



THEX-04-209-40		Maximum pressure / Maximum temperature						
		40 barg / 85°C		20 barg / 70°C For steam inside shell; 3 barg / 144°C				
Stock number	Drawing number	P1/P2	S1/S2	A	B	C	D	Number of pipes
THEX-04-209-150-51	W-015919	DN150	Ø51	Ø209	266	650	1155	163
THEX-04-209-125-51	W-015918	DN125	Ø51	Ø209	266	650	1155	163
THEX-04-209-100-51	W-015917	DN100	Ø51	Ø209	266	650	1155	163
THEX-04-209-101-51	W-015916	Ø101.6	Ø51	Ø209	266	650	1142	163
Stock number	Drawing number	P1/P2	S1/S2	A	B	C	D	Number of pipes
THEX-04-209-150-38	W-021484	DN150	Ø38	Ø209	266	650	1155	163
THEX-04-209-125-38	W-019642	DN125	Ø38	Ø209	266	650	1155	163
THEX-04-209-100-38	W-021482	DN100	Ø38	Ø209	266	650	1155	163
THEX-04-209-101-38	W-021481	Ø101.6	Ø38	Ø209	266	650	1142	163
Stock number	Drawing number	P1/P2	S1/S2	A	B	C	D	Number of pipes
THEX-04-209-150-50	W-021480	DN150	DN50	Ø209	266	650	1155	163
THEX-04-209-125-50	W-021479	DN125	DN50	Ø209	266	650	1155	163
THEX-04-209-100-50	W-021478	DN100	DN50	Ø209	266	650	1155	163
THEX-04-209-101-50	W-021477	Ø101.6	DN50	Ø209	266	650	1142	163
Stock number	Drawing number	P1/P2	S1/S2	A	B	C	D	Number of pipes
THEX-04-209-150-40	W-021476	DN150	DN40	Ø209	266	650	1155	163
THEX-04-209-125-40	W-021475	DN125	DN40	Ø209	266	650	1155	163
THEX-04-209-100-40	W-021474	DN100	DN40	Ø209	266	650	1155	163
THEX-04-209-101-40	W-021473	Ø101.6	DN40	Ø209	266	650	1142	163



THEX-06-209-40		Maximum pressure / Maximum temperature						
		40 barg / 85°C		20 barg / 70°C For steam inside shell; 3 barg / 144°C				
Stock number	Drawing number	P1/P2	S1/S2	A	B	C	D	Number of pipes
THEX-06-209-150-51	W-015923	DN150	Ø51	Ø209	266	1030	1535	163
THEX-06-209-125-51	W-015922	DN125	Ø51	Ø209	266	1030	1535	163
THEX-06-209-100-51	W-015921	DN100	Ø51	Ø209	266	1030	1535	163
THEX-06-209-101-51	W-015920	Ø101.6	Ø51	Ø209	266	1030	1522	163
Stock number	Drawing number	P1/P2	S1/S2	A	B	C	D	Number of pipes
THEX-06-209-150-38	W-021472	DN150	Ø38	Ø209	266	1030	1535	163
THEX-06-209-125-38	W-021471	DN125	Ø38	Ø209	266	1030	1535	163
THEX-06-209-100-38	W-021470	DN100	Ø38	Ø209	266	1030	1535	163
THEX-06-209-101-38	W-021469	Ø101.6	Ø38	Ø209	266	1030	1522	163
Stock number	Drawing number	P1/P2	S1/S2	A	B	C	D	Number of pipes
THEX-06-209-150-50	W-021468	DN150	DN50	Ø209	266	1030	1535	163
THEX-06-209-125-50	W-021467	DN125	DN50	Ø209	266	1030	1535	163
THEX-06-209-100-50	W-021466	DN100	DN50	Ø209	266	1030	1535	163
THEX-06-209-101-50	W-021465	Ø101.6	DN50	Ø209	266	1030	1522	163
Stock number	Drawing number	P1/P2	S1/S2	A	B	C	D	Number of pipes
THEX-06-209-150-40	W-021464	DN150	DN40	Ø209	266	1030	1535	163
THEX-06-209-125-40	W-021463	DN125	DN40	Ø209	266	1030	1535	163
THEX-06-209-100-40	W-021462	DN100	DN40	Ø209	266	1030	1535	163
THEX-06-209-101-40	W-021461	Ø101.6	DN40	Ø209	266	1030	1522	163



THEX-08-209-40		Maximum pressure / Maximum temperature						
		40 barg / 85°C		20 barg / 70°C For steam inside shell; 2.3 barg / 136°C				
Stock number	Drawing number	P1/P2	S1/S2	A	B	C	D	Number of pipes
THEX-08-209-150-51	W-015927	DN150	Ø51	Ø209	266	1450	1950	163
THEX-08-209-125-51	W-015926	DN125	Ø51	Ø209	266	1450	1950	163
THEX-08-209-100-51	W-015925	DN100	Ø51	Ø209	266	1450	1950	163
THEX-08-209-101-51	W-015924	Ø101.6	Ø51	Ø209	266	1450	1937	163
Stock number	Drawing number	P1/P2	S1/S2	A	B	C	D	Number of pipes
THEX-08-209-150-38	W-021460	DN150	Ø38	Ø209	266	1450	1950	163
THEX-08-209-125-38	W-021459	DN125	Ø38	Ø209	266	1450	1950	163
THEX-08-209-100-38	W-021458	DN100	Ø38	Ø209	266	1450	1950	163
THEX-08-209-101-38	W-018954	Ø101.6	Ø38	Ø209	266	1450	1937	163
Stock number	Drawing number	P1/P2	S1/S2	A	B	C	D	Number of pipes
THEX-08-209-150-50	W-021456	DN150	DN50	Ø209	266	1450	1950	163
THEX-08-209-125-50	W-021455	DN125	DN50	Ø209	266	1450	1950	163
THEX-08-209-100-50	W-021454	DN100	DN50	Ø209	266	1450	1950	163
THEX-08-209-101-50	W-021453	Ø101.6	DN50	Ø209	266	1450	1937	163
Stock number	Drawing number	P1/P2	S1/S2	A	B	C	D	Number of pipes
THEX-08-209-150-40	W-021452	DN150	DN40	Ø209	266	1450	1950	163
THEX-08-209-125-40	W-021451	DN125	DN40	Ø209	266	1450	1950	163
THEX-08-209-100-40	W-021450	DN100	DN40	Ø209	266	1450	1950	163
THEX-08-209-101-40	W-021449	Ø101.6	DN40	Ø209	266	1450	1937	163