

MEMBRANE HOUSING

DETAILED OVERVIEW FOR TYPE 'MHC-8-12'
LOW PRESSURE - 12 BAR

FOR MF AND UF FILTRATION



In the food and beverage industry membrane housings are often used in systems to reduce or eliminate microbials to make products safe for consumption and to extend their shelf life. We produce membrane housings for membrane filtration in the food industry for liquid-containing products such as juice, beer, soy, whey, milk, milk powder, chocolate etc.

WILA A/S

Mads Clausens Vej 14
8600 Silkeborg
Denmark


Phone: +45 8680 0844

mail@wila.dk
www.wila.dk

VAT number: 27230350

Content

Introduction	3
Regulations and Directives	3
Documentation	3
Group specifications	4
Unit specifications	4
Connections	4
MHC-8-12bar-1-element - Model A	5
MHC-8-12bar-1-element - Model C	6
MHC-8-12bar-2-element - Model A	7
MHC-8-12bar-2-element - Model C	8
MHC-8-12bar-3-element - Model A	9
MHC-8-12bar-3-element - Model C	10
MHC-8-12bar-4-element - Model A	11
MHC-8-12bar-4-element - Model C	12
MHC-8-12bar-5-element - Model A	13
MHC-8-12bar-5-element - Model C	14
MHC-8-12bar-6-element - Model A	15
MHC-8-12bar-6-element - Model C	16



Introduction

This overview is for Membrane Housings with Clamp ferrule connections manufactured by Wila A/S under the category "MHC" hereinafter referred to as "Membrane Housing". A Membrane Housing is a tubular pressure vessel with a single inlet (Feed) on the shell side, an unfiltered outlet (Retentate) on the shell side and a filtered outlet (Permeate) out from one of the end centers.

The membranes and ATD's, that are also required for the filtration process, are not a part of the membrane housing, but Wila's own hygienic, easy to CIP clean, stainless steel ATD's can also be supplied upon request.

The Membrane Housing is made from EN 1.4404 (AISI 316L) stainless steel with a sanitary surface finish. The inside surface roughness is $\leq 0,8 \mu\text{m}$ and the outside surface roughness is $\leq 1,6 \mu\text{m}$.

All fluid media in use with the Membrane housing must be compatible with EN 1.4404 (AISI 316L) Stainless steel.

The Membrane Housing is designed for pressures up to 12 bar and temperatures up to 70°C, but other types, sizes and pressure ratings are also available.

Regulations and Directives

The membrane housing is designed and manufactured in accordance with

- the European Commission regulation No. 2023/2006 (Good Manufacturing Practices)
- the European Parliament directive No. EN 1935/2004 (Food Contact Materials).
- the European Parliament directive No. EN 1907/2006 (Chemical Restrictions (REACH)).
- PED - Article 4.3 (SEP) in the European Parliament directive No. 2014/68/EU (Pressure Equipment Directive). The membrane housing is only designed for fluid group 2 (non-dangerous fluids).

Documentation

1. Customer drawing with description and design data table
2. Declaration of conformity
3. User Manual

As Supplement the following can be provided:

4. 3.1 material certificates according to EN 10204
5. Weld-logs with associated welding certificates according to DS/EN ISO 9601-1.

Group specifications

Group ordering codes and specifications are as listed below. A more detailed group tables with unit codes and main dimensions can be found on the following pages.

MHC-8-12bar-X-element - Model _

MHC	M embrane H ousing with C lamp ferrule connections for Feed and Retentate.	
8	The membrane housing is designed for 7.9" x 38" (8038) membranes.	
12bar	The Membrane Housing is designed for pressures up to 12 bar and temperatures up to 70°C	
X	From 1 to 6 elements	Indicates the number of elements that can be fitted.
_	Either A or C *	Indicates Feed and Retentate connection arrangement.

*Other connection arrangements are available

Unit specifications

MHC-8-12-X-YY-ZZ- _

X	From 1 to 6 elements	Indicates the number of elements that can be fitted.
YY	76 - 63 - 51 - 50**	Indicates Feed and Retentate clamp ferrules connections.
ZZ	38 - 25 - 40 - 26**	Indicates Permeate end clamp ferrule connection.
_	Either A or C *	Indicates Feed and Retentate connection arrangement.

*Other connection arrangements are available

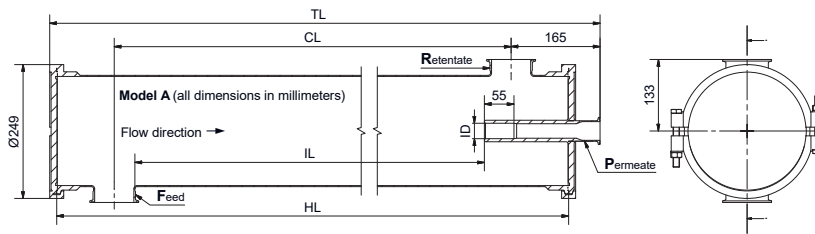
**Clamp ferrule connections sizes - Other types and sizes are available

76 - 63 - 51 - 38 - 25 translates respectively to Ø76 - Ø63.5 - Ø51 - Ø38 - Ø25 in accordance with ISO 2852-2
 50 - 40 - 26 translates respectively to DN50 - DN40 - DN25 in accordance with DIN 32676-A

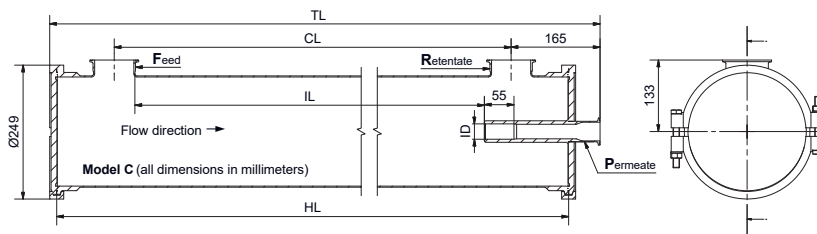
Connections

Tri-clamp connections for Feed, Retentate and Permeate. For 12 bar pressure rating SH clamps are recommended, but always follow your fitting supplier guidelines and local legislations. The Membrane Housing should be installed with the Retentate outlet at the highest point for better air venting.

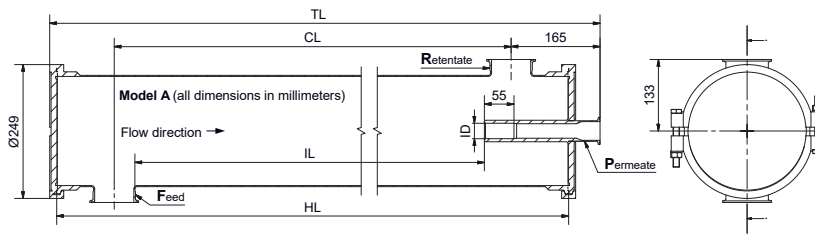
Temperature and pressure limits must be respected at all times !



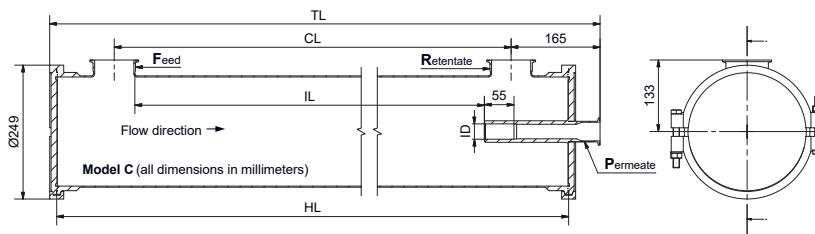
MHC-8-12bar-1-element - Model A		Element type 8038		Maximum pressure / Maximum temperature					
		Quantity	Permeate	12 barg / 70°C		Volume 41 liters		Dry weight 30 kg	
Stock number	Drawing number	7.9" dia.	ID	F&R	P	TL	HL	CL	IL
MHC-8-12-1-76-38-A	W-023061	1 x 38"	Ø28.9	Ø76	Ø38	1380	1309	1095	1007
MHC-8-12-1-63-38-A	W-023067	1 x 38"	Ø28.9	Ø63.5	Ø38	1380	1309	1095	1013
MHC-8-12-1-51-38-A	W-021782	1 x 38"	Ø28.9	Ø51	Ø38	1380	1309	1095	1019
MHC-8-12-1-65-38-A	W-023079	1 x 38"	Ø28.9	DN65	Ø38	1380	1309	1095	1010
MHC-8-12-1-50-38-A	W-023085	1 x 38"	Ø28.9	DN50	Ø38	1380	1309	1095	1018
MHC-8-12-1-76-25-A	W-023091	1 x 38"	Ø28.9	Ø76	Ø25	1380	1309	1095	1007
MHC-8-12-1-63-25-A	W-023097	1 x 38"	Ø28.9	Ø63.5	Ø25	1380	1309	1095	1013
MHC-8-12-1-51-25-A	W-023103	1 x 38"	Ø28.9	Ø51	Ø25	1380	1309	1095	1019
MHC-8-12-1-65-25-A	W-023109	1 x 38"	Ø28.9	DN65	Ø25	1380	1309	1095	1010
MHC-8-12-1-50-25-A	W-023115	1 x 38"	Ø28.9	DN50	Ø25	1380	1309	1095	1018
MHC-8-12-1-76-40-A	W-023121	1 x 38"	Ø28.9	Ø76	DN40	1380	1309	1095	1007
MHC-8-12-1-63-40-A	W-023127	1 x 38"	Ø28.9	Ø63.5	DN40	1380	1309	1095	1013
MHC-8-12-1-51-40-A	W-023133	1 x 38"	Ø28.9	Ø51	DN40	1380	1309	1095	1019
MHC-8-12-1-65-40-A	W-023139	1 x 38"	Ø28.9	DN65	DN40	1380	1309	1095	1010
MHC-8-12-1-50-40-A	W-023145	1 x 38"	Ø28.9	DN50	DN40	1380	1309	1095	1018
MHC-8-12-1-76-26-A	W-023151	1 x 38"	Ø28.9	Ø76	DN25	1380	1309	1095	1007
MHC-8-12-1-63-26-A	W-023157	1 x 38"	Ø28.9	Ø63.5	DN25	1380	1309	1095	1013
MHC-8-12-1-51-26-A	W-023163	1 x 38"	Ø28.9	Ø51	DN25	1380	1309	1095	1019
MHC-8-12-1-65-26-A	W-023169	1 x 38"	Ø28.9	DN65	DN25	1380	1309	1095	1010
MHC-8-12-1-50-26-A	W-023175	1 x 38"	Ø28.9	DN50	DN25	1380	1309	1095	1018



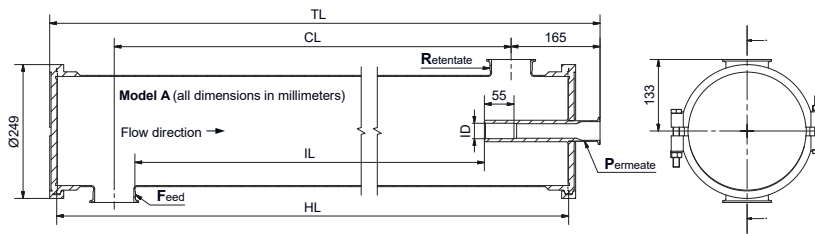
MHC-8-12bar-1-element - Model C		Element type 8038		Maximum pressure / Maximum temperature					
		Quantity	Permeate	12 barg / 70°C		Volume 41 liters		Dry weight 30 kg	
Stock number	Drawing number	7.9" dia.	ID	F&R	P	TL	HL	CL	IL
MHC-8-12-1-76-38-C	W-023181	1 x 38"	Ø28.9	Ø76	Ø38	1380	1309	1095	1007
MHC-8-12-1-63-38-C	W-023187	1 x 38"	Ø28.9	Ø63.5	Ø38	1380	1309	1095	1013
MHC-8-12-1-51-38-C	W-023193	1 x 38"	Ø28.9	Ø51	Ø38	1380	1309	1095	1019
MHC-8-12-1-65-38-C	W-023199	1 x 38"	Ø28.9	DN65	Ø38	1380	1309	1095	1010
MHC-8-12-1-50-38-C	W-023205	1 x 38"	Ø28.9	DN50	Ø38	1380	1309	1095	1018
MHC-8-12-1-76-25-C	W-023211	1 x 38"	Ø28.9	Ø76	Ø25	1380	1309	1095	1007
MHC-8-12-1-63-25-C	W-023217	1 x 38"	Ø28.9	Ø63.5	Ø25	1380	1309	1095	1013
MHC-8-12-1-51-25-C	W-023223	1 x 38"	Ø28.9	Ø51	Ø25	1380	1309	1095	1019
MHC-8-12-1-65-25-C	W-023229	1 x 38"	Ø28.9	DN65	Ø25	1380	1309	1095	1010
MHC-8-12-1-50-25-C	W-023235	1 x 38"	Ø28.9	DN50	Ø25	1380	1309	1095	1018
MHC-8-12-1-76-40-C	W-023241	1 x 38"	Ø28.9	Ø76	DN40	1380	1309	1095	1007
MHC-8-12-1-63-40-C	W-023247	1 x 38"	Ø28.9	Ø63.5	DN40	1380	1309	1095	1013
MHC-8-12-1-51-40-C	W-023253	1 x 38"	Ø28.9	Ø51	DN40	1380	1309	1095	1019
MHC-8-12-1-65-40-C	W-023259	1 x 38"	Ø28.9	DN65	DN40	1380	1309	1095	1010
MHC-8-12-1-50-40-C	W-023265	1 x 38"	Ø28.9	DN50	DN40	1380	1309	1095	1018
MHC-8-12-1-76-26-C	W-023271	1 x 38"	Ø28.9	Ø76	DN25	1380	1309	1095	1007
MHC-8-12-1-63-26-C	W-023277	1 x 38"	Ø28.9	Ø63.5	DN25	1380	1309	1095	1013
MHC-8-12-1-51-26-C	W-023283	1 x 38"	Ø28.9	Ø51	DN25	1380	1309	1095	1019
MHC-8-12-1-65-26-C	W-023289	1 x 38"	Ø28.9	DN65	DN25	1380	1309	1095	1010
MHC-8-12-1-50-26-C	W-023295	1 x 38"	Ø28.9	DN50	DN25	1380	1309	1095	1018



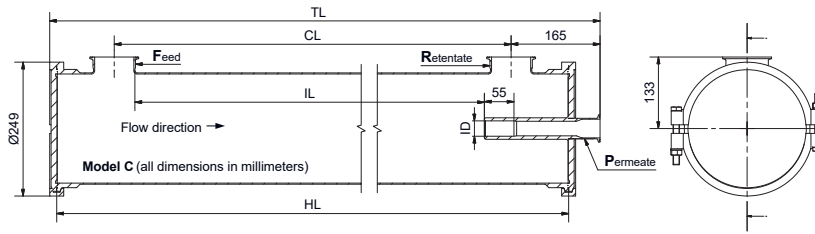
MHC-8-12bar-2-element - Model A		Element type 8038		Maximum pressure / Maximum temperature					
		Quantity	Permeate	12 barg / 70°C		Volume 41 liters		Dry weight 30 kg	
Stock number	Drawing number	7.9" dia.	ID	F&R	P	TL	HL	CL	IL
MHC-8-12-2-76-38-A	W-023062	2 x 38"	Ø28.9	Ø76	Ø38	2360	2289	2075	1987
MHC-8-12-2-63-38-A	W-023068	2 x 38"	Ø28.9	Ø63.5	Ø38	2360	2289	2075	1993
MHC-8-12-2-51-38-A	W-021783	2 x 38"	Ø28.9	Ø51	Ø38	2360	2289	2075	1999
MHC-8-12-2-65-38-A	W-023080	2 x 38"	Ø28.9	DN65	Ø38	2360	2289	2075	1990
MHC-8-12-2-50-38-A	W-023086	2 x 38"	Ø28.9	DN50	Ø38	2360	2289	2075	1998
MHC-8-12-2-76-25-A	W-023092	2 x 38"	Ø28.9	Ø76	Ø25	2360	2289	2075	1987
MHC-8-12-2-63-25-A	W-023098	2 x 38"	Ø28.9	Ø63.5	Ø25	2360	2289	2075	1993
MHC-8-12-2-51-25-A	W-023104	2 x 38"	Ø28.9	Ø51	Ø25	2360	2289	2075	1999
MHC-8-12-2-65-25-A	W-023110	2 x 38"	Ø28.9	DN65	Ø25	2360	2289	2075	1990
MHC-8-12-2-50-25-A	W-023116	2 x 38"	Ø28.9	DN50	Ø25	2360	2289	2075	1998
MHC-8-12-2-76-40-A	W-023122	2 x 38"	Ø28.9	Ø76	DN40	2360	2289	2075	1987
MHC-8-12-2-63-40-A	W-023128	2 x 38"	Ø28.9	Ø63.5	DN40	2360	2289	2075	1993
MHC-8-12-2-51-40-A	W-023134	2 x 38"	Ø28.9	Ø51	DN40	2360	2289	2075	1999
MHC-8-12-2-65-40-A	W-023140	2 x 38"	Ø28.9	DN65	DN40	2360	2289	2075	1990
MHC-8-12-2-50-40-A	W-023146	2 x 38"	Ø28.9	DN50	DN40	2360	2289	2075	1998
MHC-8-12-2-76-26-A	W-023152	2 x 38"	Ø28.9	Ø76	DN25	2360	2289	2075	1987
MHC-8-12-2-63-26-A	W-023158	2 x 38"	Ø28.9	Ø63.5	DN25	2360	2289	2075	1993
MHC-8-12-2-51-26-A	W-023164	2 x 38"	Ø28.9	Ø51	DN25	2360	2289	2075	1999
MHC-8-12-2-65-26-A	W-023170	2 x 38"	Ø28.9	DN65	DN25	2360	2289	2075	1990
MHC-8-12-2-50-26-A	W-023176	2 x 38"	Ø28.9	DN50	DN25	2360	2289	2075	1998



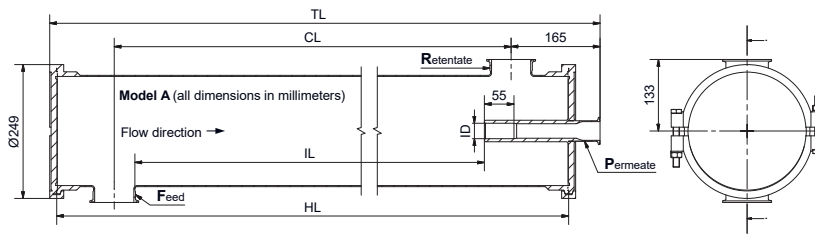
MHC-8-12bar-2-element - Model C		Element type 8038		Maximum pressure / Maximum temperature					
		Quantity	Permeate	12 barg / 70°C		Volume 41 liters		Dry weight 30 kg	
Stock number	Drawing number	7.9" dia.	ID	F&R	P	TL	HL	CL	IL
MHC-8-12-2-76-38-C	W-023182	2 x 38"	Ø28.9	Ø76	Ø38	2360	2289	2075	1987
MHC-8-12-2-63-38-C	W-023188	2 x 38"	Ø28.9	Ø63.5	Ø38	2360	2289	2075	1993
MHC-8-12-2-51-38-C	W-023194	2 x 38"	Ø28.9	Ø51	Ø38	2360	2289	2075	1999
MHC-8-12-2-65-38-C	W-023200	2 x 38"	Ø28.9	DN65	Ø38	2360	2289	2075	1990
MHC-8-12-2-50-38-C	W-023206	2 x 38"	Ø28.9	DN50	Ø38	2360	2289	2075	1998
MHC-8-12-2-76-25-C	W-023212	2 x 38"	Ø28.9	Ø76	Ø25	2360	2289	2075	1987
MHC-8-12-2-63-25-C	W-023218	2 x 38"	Ø28.9	Ø63.5	Ø25	2360	2289	2075	1993
MHC-8-12-2-51-25-C	W-023224	2 x 38"	Ø28.9	Ø51	Ø25	2360	2289	2075	1999
MHC-8-12-2-65-25-C	W-023230	2 x 38"	Ø28.9	DN65	Ø25	2360	2289	2075	1990
MHC-8-12-2-50-25-C	W-023236	2 x 38"	Ø28.9	DN50	Ø25	2360	2289	2075	1998
MHC-8-12-2-76-40-C	W-023242	2 x 38"	Ø28.9	Ø76	DN40	2360	2289	2075	1987
MHC-8-12-2-63-40-C	W-023248	2 x 38"	Ø28.9	Ø63.5	DN40	2360	2289	2075	1993
MHC-8-12-2-51-40-C	W-023254	2 x 38"	Ø28.9	Ø51	DN40	2360	2289	2075	1999
MHC-8-12-2-65-40-C	W-023260	2 x 38"	Ø28.9	DN65	DN40	2360	2289	2075	1990
MHC-8-12-2-50-40-C	W-023266	2 x 38"	Ø28.9	DN50	DN40	2360	2289	2075	1998
MHC-8-12-2-76-26-C	W-023272	2 x 38"	Ø28.9	Ø76	DN25	2360	2289	2075	1987
MHC-8-12-2-63-26-C	W-023278	2 x 38"	Ø28.9	Ø63.5	DN25	2360	2289	2075	1993
MHC-8-12-2-51-26-C	W-023284	2 x 38"	Ø28.9	Ø51	DN25	2360	2289	2075	1999
MHC-8-12-2-65-26-C	W-023290	2 x 38"	Ø28.9	DN65	DN25	2360	2289	2075	1990
MHC-8-12-2-50-26-C	W-023296	2 x 38"	Ø28.9	DN50	DN25	2360	2289	2075	1998



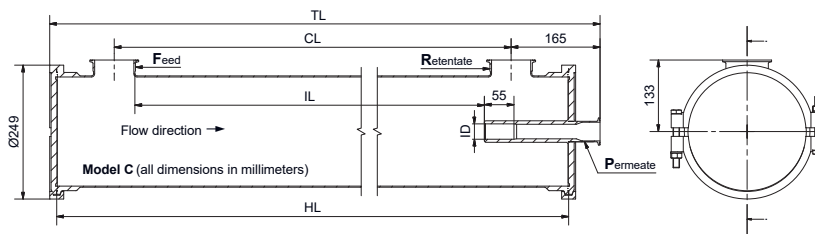
MHC-8-12bar-3-element - Model A		Element type 8038		Maximum pressure / Maximum temperature					
		Quantity	Permeate	12 barg / 70°C		Volume 41 liters		Dry weight 30 kg	
Stock number	Drawing number	7.9" dia.	ID	F&R	P	TL	HL	CL	IL
MHC-8-12-3-76-38-A	W-023063	3 x 38"	Ø28.9	Ø76	Ø38	3345	3274	3060	2972
MHC-8-12-3-63-38-A	W-023069	3 x 38"	Ø28.9	Ø63.5	Ø38	3345	3274	3060	2978
MHC-8-12-3-51-38-A	W-021784	3 x 38"	Ø28.9	Ø51	Ø38	3345	3274	3060	2984
MHC-8-12-3-65-38-A	W-023081	3 x 38"	Ø28.9	DN65	Ø38	3345	3274	3060	2975
MHC-8-12-3-50-38-A	W-023087	3 x 38"	Ø28.9	DN50	Ø38	3345	3274	3060	2983
MHC-8-12-3-76-25-A	W-023093	3 x 38"	Ø28.9	Ø76	Ø25	3345	3274	3060	2972
MHC-8-12-3-63-25-A	W-023099	3 x 38"	Ø28.9	Ø63.5	Ø25	3345	3274	3060	2978
MHC-8-12-3-51-25-A	W-023105	3 x 38"	Ø28.9	Ø51	Ø25	3345	3274	3060	2984
MHC-8-12-3-65-25-A	W-023111	3 x 38"	Ø28.9	DN65	Ø25	3345	3274	3060	2975
MHC-8-12-3-50-25-A	W-023117	3 x 38"	Ø28.9	DN50	Ø25	3345	3274	3060	2983
MHC-8-12-3-76-40-A	W-023123	3 x 38"	Ø28.9	Ø76	DN40	3345	3274	3060	2972
MHC-8-12-3-63-40-A	W-023129	3 x 38"	Ø28.9	Ø63.5	DN40	3345	3274	3060	2978
MHC-8-12-3-51-40-A	W-023135	3 x 38"	Ø28.9	Ø51	DN40	3345	3274	3060	2984
MHC-8-12-3-65-40-A	W-023141	3 x 38"	Ø28.9	DN65	DN40	3345	3274	3060	2975
MHC-8-12-3-50-40-A	W-023147	3 x 38"	Ø28.9	DN50	DN40	3345	3274	3060	2983
MHC-8-12-3-76-26-A	W-023153	3 x 38"	Ø28.9	Ø76	DN25	3345	3274	3060	2972
MHC-8-12-3-63-26-A	W-023159	3 x 38"	Ø28.9	Ø63.5	DN25	3345	3274	3060	2978
MHC-8-12-3-51-26-A	W-023165	3 x 38"	Ø28.9	Ø51	DN25	3345	3274	3060	2984
MHC-8-12-3-65-26-A	W-023171	3 x 38"	Ø28.9	DN65	DN25	3345	3274	3060	2975
MHC-8-12-3-50-26-A	W-023177	3 x 38"	Ø28.9	DN50	DN25	3345	3274	3060	2983



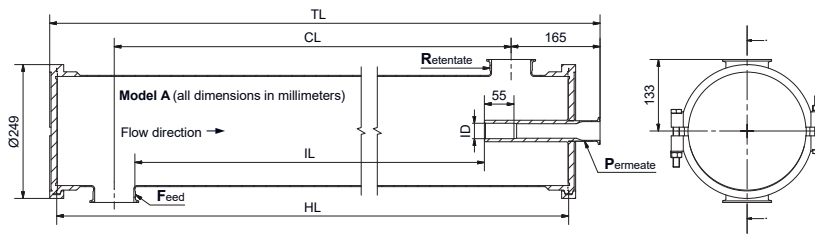
MHC-8-12bar-3-element - Model C		Element type 8038		Maximum pressure / Maximum temperature					
		Quantity	Permeate	12 barg / 70°C		Volume 41 liters		Dry weight 30 kg	
Stock number	Drawing number	7.9" dia.	ID	F&R	P	TL	HL	CL	IL
MHC-8-12-3-76-38-C	W-023183	3 x 38"	Ø28.9	Ø76	Ø38	3345	3274	3060	2972
MHC-8-12-3-63-38-C	W-023189	3 x 38"	Ø28.9	Ø63.5	Ø38	3345	3274	3060	2978
MHC-8-12-3-51-38-C	W-023195	3 x 38"	Ø28.9	Ø51	Ø38	3345	3274	3060	2984
MHC-8-12-3-65-38-C	W-023201	3 x 38"	Ø28.9	DN65	Ø38	3345	3274	3060	2975
MHC-8-12-3-50-38-C	W-023207	3 x 38"	Ø28.9	DN50	Ø38	3345	3274	3060	2983
MHC-8-12-3-76-25-C	W-023213	3 x 38"	Ø28.9	Ø76	Ø25	3345	3274	3060	2972
MHC-8-12-3-63-25-C	W-023219	3 x 38"	Ø28.9	Ø63.5	Ø25	3345	3274	3060	2978
MHC-8-12-3-51-25-C	W-023225	3 x 38"	Ø28.9	Ø51	Ø25	3345	3274	3060	2984
MHC-8-12-3-65-25-C	W-023231	3 x 38"	Ø28.9	DN65	Ø25	3345	3274	3060	2975
MHC-8-12-3-50-25-C	W-023237	3 x 38"	Ø28.9	DN50	Ø25	3345	3274	3060	2983
MHC-8-12-3-76-40-C	W-023243	3 x 38"	Ø28.9	Ø76	DN40	3345	3274	3060	2972
MHC-8-12-3-63-40-C	W-023249	3 x 38"	Ø28.9	Ø63.5	DN40	3345	3274	3060	2978
MHC-8-12-3-51-40-C	W-023255	3 x 38"	Ø28.9	Ø51	DN40	3345	3274	3060	2984
MHC-8-12-3-65-40-C	W-023261	3 x 38"	Ø28.9	DN65	DN40	3345	3274	3060	2975
MHC-8-12-3-50-40-C	W-023267	3 x 38"	Ø28.9	DN50	DN40	3345	3274	3060	2983
MHC-8-12-3-76-26-C	W-023273	3 x 38"	Ø28.9	Ø76	DN25	3345	3274	3060	2972
MHC-8-12-3-63-26-C	W-023279	3 x 38"	Ø28.9	Ø63.5	DN25	3345	3274	3060	2978
MHC-8-12-3-51-26-C	W-023285	3 x 38"	Ø28.9	Ø51	DN25	3345	3274	3060	2984
MHC-8-12-3-65-26-C	W-023291	3 x 38"	Ø28.9	DN65	DN25	3345	3274	3060	2975
MHC-8-12-3-50-26-C	W-023297	3 x 38"	Ø28.9	DN50	DN25	3345	3274	3060	2983



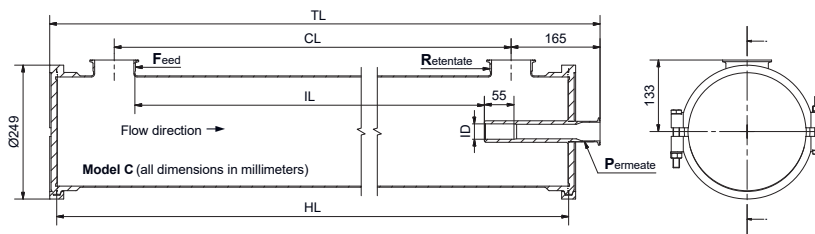
MHC-8-12bar-4-element - Model A		Element type 8038		Maximum pressure / Maximum temperature					
		Quantity	Permeate	12 barg / 70°C		Volume 41 liters		Dry weight 30 kg	
Stock number	Drawing number	7.9" dia.	ID	F&R	P	TL	HL	CL	IL
MHC-8-12-4-76-38-A	W-023064	4 x 38"	Ø28.9	Ø76	Ø38	4325	4254	4040	3952
MHC-8-12-4-63-38-A	W-023070	4 x 38"	Ø28.9	Ø63.5	Ø38	4325	4254	4040	3958
MHC-8-12-4-51-38-A	W-021785	4 x 38"	Ø28.9	Ø51	Ø38	4325	4254	4040	3964
MHC-8-12-4-65-38-A	W-023082	4 x 38"	Ø28.9	DN65	Ø38	4325	4254	4040	3955
MHC-8-12-4-50-38-A	W-023088	4 x 38"	Ø28.9	DN50	Ø38	4325	4254	4040	3963
MHC-8-12-4-76-25-A	W-023094	4 x 38"	Ø28.9	Ø76	Ø25	4325	4254	4040	3952
MHC-8-12-4-63-25-A	W-023100	4 x 38"	Ø28.9	Ø63.5	Ø25	4325	4254	4040	3958
MHC-8-12-4-51-25-A	W-023106	4 x 38"	Ø28.9	Ø51	Ø25	4325	4254	4040	3964
MHC-8-12-4-65-25-A	W-023112	4 x 38"	Ø28.9	DN65	Ø25	4325	4254	4040	3955
MHC-8-12-4-50-25-A	W-023118	4 x 38"	Ø28.9	DN50	Ø25	4325	4254	4040	3963
MHC-8-12-4-76-40-A	W-023124	4 x 38"	Ø28.9	Ø76	DN40	4325	4254	4040	3952
MHC-8-12-4-63-40-A	W-023130	4 x 38"	Ø28.9	Ø63.5	DN40	4325	4254	4040	3958
MHC-8-12-4-51-40-A	W-023136	4 x 38"	Ø28.9	Ø51	DN40	4325	4254	4040	3964
MHC-8-12-4-65-40-A	W-023142	4 x 38"	Ø28.9	DN65	DN40	4325	4254	4040	3955
MHC-8-12-4-50-40-A	W-023148	4 x 38"	Ø28.9	DN50	DN40	4325	4254	4040	3963
MHC-8-12-4-76-26-A	W-023154	4 x 38"	Ø28.9	Ø76	DN25	4325	4254	4040	3952
MHC-8-12-4-63-26-A	W-023160	4 x 38"	Ø28.9	Ø63.5	DN25	4325	4254	4040	3958
MHC-8-12-4-51-26-A	W-023166	4 x 38"	Ø28.9	Ø51	DN25	4325	4254	4040	3964
MHC-8-12-4-65-26-A	W-023172	4 x 38"	Ø28.9	DN65	DN25	4325	4254	4040	3955
MHC-8-12-4-50-26-A	W-023178	4 x 38"	Ø28.9	DN50	DN25	4325	4254	4040	3963



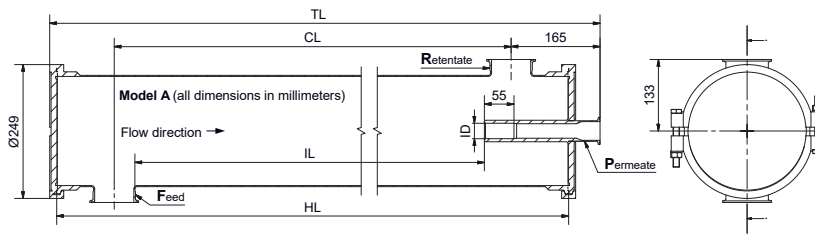
MHC-8-12bar-4-element - Model C		Element type 8038		Maximum pressure / Maximum temperature					
		Quantity	Permeate	12 barg / 70°C		Volume 41 liters		Dry weight 30 kg	
Stock number	Drawing number	7.9" dia.	ID	F&R	P	TL	HL	CL	IL
MHC-8-12-4-76-38-C	W-023184	4 x 38"	Ø28.9	Ø76	Ø38	4325	4254	4040	3952
MHC-8-12-4-63-38-C	W-023190	4 x 38"	Ø28.9	Ø63.5	Ø38	4325	4254	4040	3958
MHC-8-12-4-51-38-C	W-023196	4 x 38"	Ø28.9	Ø51	Ø38	4325	4254	4040	3964
MHC-8-12-4-65-38-C	W-023202	4 x 38"	Ø28.9	DN65	Ø38	4325	4254	4040	3955
MHC-8-12-4-50-38-C	W-023208	4 x 38"	Ø28.9	DN50	Ø38	4325	4254	4040	3963
MHC-8-12-4-76-25-C	W-023214	4 x 38"	Ø28.9	Ø76	Ø25	4325	4254	4040	3952
MHC-8-12-4-63-25-C	W-023220	4 x 38"	Ø28.9	Ø63.5	Ø25	4325	4254	4040	3958
MHC-8-12-4-51-25-C	W-023226	4 x 38"	Ø28.9	Ø51	Ø25	4325	4254	4040	3964
MHC-8-12-4-65-25-C	W-023232	4 x 38"	Ø28.9	DN65	Ø25	4325	4254	4040	3955
MHC-8-12-4-50-25-C	W-023238	4 x 38"	Ø28.9	DN50	Ø25	4325	4254	4040	3963
MHC-8-12-4-76-40-C	W-023244	4 x 38"	Ø28.9	Ø76	DN40	4325	4254	4040	3952
MHC-8-12-4-63-40-C	W-023250	4 x 38"	Ø28.9	Ø63.5	DN40	4325	4254	4040	3958
MHC-8-12-4-51-40-C	W-023256	4 x 38"	Ø28.9	Ø51	DN40	4325	4254	4040	3964
MHC-8-12-4-65-40-C	W-023262	4 x 38"	Ø28.9	DN65	DN40	4325	4254	4040	3955
MHC-8-12-4-50-40-C	W-023268	4 x 38"	Ø28.9	DN50	DN40	4325	4254	4040	3963
MHC-8-12-4-76-26-C	W-023274	4 x 38"	Ø28.9	Ø76	DN25	4325	4254	4040	3952
MHC-8-12-4-63-26-C	W-023280	4 x 38"	Ø28.9	Ø63.5	DN25	4325	4254	4040	3958
MHC-8-12-4-51-26-C	W-023286	4 x 38"	Ø28.9	Ø51	DN25	4325	4254	4040	3964
MHC-8-12-4-65-26-C	W-023292	4 x 38"	Ø28.9	DN65	DN25	4325	4254	4040	3955
MHC-8-12-4-50-26-C	W-023298	4 x 38"	Ø28.9	DN50	DN25	4325	4254	4040	3963



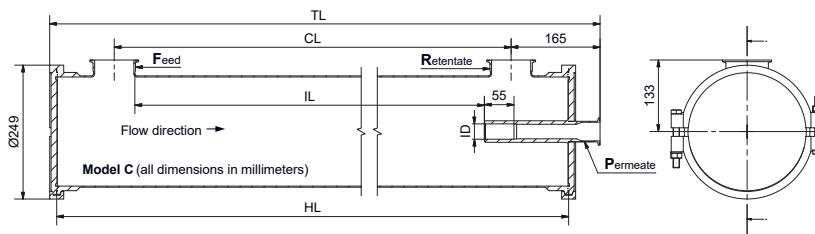
MHC-8-12bar-5-element - Model A		Element type 8038		Maximum pressure / Maximum temperature					
		Quantity	Permeate	12 barg / 70°C		Volume 41 liters		Dry weight 30 kg	
Stock number	Drawing number	7.9" dia.	ID	F&R	P	TL	HL	CL	IL
MHC-8-12-5-76-38-A	W-023065	5 x 38"	Ø28.9	Ø76	Ø38	5310	5239	5025	4937
MHC-8-12-5-63-38-A	W-023071	5 x 38"	Ø28.9	Ø63.5	Ø38	5310	5239	5025	4943
MHC-8-12-5-51-38-A	W-021786	5 x 38"	Ø28.9	Ø51	Ø38	5310	5239	5025	4949
MHC-8-12-5-65-38-A	W-023083	5 x 38"	Ø28.9	DN65	Ø38	5310	5239	5025	4940
MHC-8-12-5-50-38-A	W-023089	5 x 38"	Ø28.9	DN50	Ø38	5310	5239	5025	4948
MHC-8-12-5-76-25-A	W-023095	5 x 38"	Ø28.9	Ø76	Ø25	5310	5239	5025	4937
MHC-8-12-5-63-25-A	W-023101	5 x 38"	Ø28.9	Ø63.5	Ø25	5310	5239	5025	4943
MHC-8-12-5-51-25-A	W-023107	5 x 38"	Ø28.9	Ø51	Ø25	5310	5239	5025	4949
MHC-8-12-5-65-25-A	W-023113	5 x 38"	Ø28.9	DN65	Ø25	5310	5239	5025	4940
MHC-8-12-5-50-25-A	W-023119	5 x 38"	Ø28.9	DN50	Ø25	5310	5239	5025	4948
MHC-8-12-5-76-40-A	W-023125	5 x 38"	Ø28.9	Ø76	DN40	5310	5239	5025	4937
MHC-8-12-5-63-40-A	W-023131	5 x 38"	Ø28.9	Ø63.5	DN40	5310	5239	5025	4943
MHC-8-12-5-51-40-A	W-023137	5 x 38"	Ø28.9	Ø51	DN40	5310	5239	5025	4949
MHC-8-12-5-65-40-A	W-023143	5 x 38"	Ø28.9	DN65	DN40	5310	5239	5025	4940
MHC-8-12-5-50-40-A	W-023149	5 x 38"	Ø28.9	DN50	DN40	5310	5239	5025	4948
MHC-8-12-5-76-26-A	W-023155	5 x 38"	Ø28.9	Ø76	DN25	5310	5239	5025	4937
MHC-8-12-5-63-26-A	W-023161	5 x 38"	Ø28.9	Ø63.5	DN25	5310	5239	5025	4943
MHC-8-12-5-51-26-A	W-023167	5 x 38"	Ø28.9	Ø51	DN25	5310	5239	5025	4949
MHC-8-12-5-65-26-A	W-023173	5 x 38"	Ø28.9	DN65	DN25	5310	5239	5025	4940
MHC-8-12-5-50-26-A	W-023179	5 x 38"	Ø28.9	DN50	DN25	5310	5239	5025	4948



MHC-8-12bar-5-element - Model C		Element type 8038		Maximum pressure / Maximum temperature					
		Quantity	Permeate	12 barg / 70°C		Volume 41 liters		Dry weight 30 kg	
Stock number	Drawing number	7.9" dia.	ID	F&R	P	TL	HL	CL	IL
MHC-8-12-5-76-38-C	W-023185	5 x 38"	Ø28.9	Ø76	Ø38	5310	5239	5025	4937
MHC-8-12-5-63-38-C	W-023191	5 x 38"	Ø28.9	Ø63.5	Ø38	5310	5239	5025	4943
MHC-8-12-5-51-38-C	W-023197	5 x 38"	Ø28.9	Ø51	Ø38	5310	5239	5025	4949
MHC-8-12-5-65-38-C	W-023203	5 x 38"	Ø28.9	DN65	Ø38	5310	5239	5025	4940
MHC-8-12-5-50-38-C	W-023209	5 x 38"	Ø28.9	DN50	Ø38	5310	5239	5025	4948
MHC-8-12-5-76-25-C	W-023215	5 x 38"	Ø28.9	Ø76	Ø25	5310	5239	5025	4937
MHC-8-12-5-63-25-C	W-023221	5 x 38"	Ø28.9	Ø63.5	Ø25	5310	5239	5025	4943
MHC-8-12-5-51-25-C	W-023227	5 x 38"	Ø28.9	Ø51	Ø25	5310	5239	5025	4949
MHC-8-12-5-65-25-C	W-023233	5 x 38"	Ø28.9	DN65	Ø25	5310	5239	5025	4940
MHC-8-12-5-50-25-C	W-023239	5 x 38"	Ø28.9	DN50	Ø25	5310	5239	5025	4948
MHC-8-12-5-76-40-C	W-023245	5 x 38"	Ø28.9	Ø76	DN40	5310	5239	5025	4937
MHC-8-12-5-63-40-C	W-023251	5 x 38"	Ø28.9	Ø63.5	DN40	5310	5239	5025	4943
MHC-8-12-5-51-40-C	W-023257	5 x 38"	Ø28.9	Ø51	DN40	5310	5239	5025	4949
MHC-8-12-5-65-40-C	W-023263	5 x 38"	Ø28.9	DN65	DN40	5310	5239	5025	4940
MHC-8-12-5-50-40-C	W-023269	5 x 38"	Ø28.9	DN50	DN40	5310	5239	5025	4948
MHC-8-12-5-76-26-C	W-023275	5 x 38"	Ø28.9	Ø76	DN25	5310	5239	5025	4937
MHC-8-12-5-63-26-C	W-023281	5 x 38"	Ø28.9	Ø63.5	DN25	5310	5239	5025	4943
MHC-8-12-5-51-26-C	W-023287	5 x 38"	Ø28.9	Ø51	DN25	5310	5239	5025	4949
MHC-8-12-5-65-26-C	W-023293	5 x 38"	Ø28.9	DN65	DN25	5310	5239	5025	4940
MHC-8-12-5-50-26-C	W-023299	5 x 38"	Ø28.9	DN50	DN25	5310	5239	5025	4948



MHC-8-12bar-6-element - Model A		Element type 8038		Maximum pressure / Maximum temperature					
		Quantity	Permeate	12 barg / 70°C		Volume 41 liters		Dry weight 30 kg	
Stock number	Drawing number	7.9" dia.	ID	F&R	P	TL	HL	CL	IL
MHC-8-12-6-76-38-A	W-023066	6 x 38"	Ø28.9	Ø76	Ø38	6290	6219	6005	5917
MHC-8-12-6-63-38-A	W-023072	6 x 38"	Ø28.9	Ø63.5	Ø38	6290	6219	6005	5923
MHC-8-12-6-51-38-A	W-021787	6 x 38"	Ø28.9	Ø51	Ø38	6290	6219	6005	5929
MHC-8-12-6-65-38-A	W-023084	6 x 38"	Ø28.9	DN65	Ø38	6290	6219	6005	5920
MHC-8-12-6-50-38-A	W-023090	6 x 38"	Ø28.9	DN50	Ø38	6290	6219	6005	5928
MHC-8-12-6-76-25-A	W-023096	6 x 38"	Ø28.9	Ø76	Ø25	6290	6219	6005	5917
MHC-8-12-6-63-25-A	W-023102	6 x 38"	Ø28.9	Ø63.5	Ø25	6290	6219	6005	5923
MHC-8-12-6-51-25-A	W-023108	6 x 38"	Ø28.9	Ø51	Ø25	6290	6219	6005	5929
MHC-8-12-6-65-25-A	W-023114	6 x 38"	Ø28.9	DN65	Ø25	6290	6219	6005	5920
MHC-8-12-6-50-25-A	W-023120	6 x 38"	Ø28.9	DN50	Ø25	6290	6219	6005	5928
MHC-8-12-6-76-40-A	W-023126	6 x 38"	Ø28.9	Ø76	DN40	6290	6219	6005	5917
MHC-8-12-6-63-40-A	W-023132	6 x 38"	Ø28.9	Ø63.5	DN40	6290	6219	6005	5923
MHC-8-12-6-51-40-A	W-023138	6 x 38"	Ø28.9	Ø51	DN40	6290	6219	6005	5929
MHC-8-12-6-65-40-A	W-023144	6 x 38"	Ø28.9	DN65	DN40	6290	6219	6005	5920
MHC-8-12-6-50-40-A	W-023150	6 x 38"	Ø28.9	DN50	DN40	6290	6219	6005	5928
MHC-8-12-6-76-26-A	W-023156	6 x 38"	Ø28.9	Ø76	DN25	6290	6219	6005	5917
MHC-8-12-6-63-26-A	W-023162	6 x 38"	Ø28.9	Ø63.5	DN25	6290	6219	6005	5923
MHC-8-12-6-51-26-A	W-023168	6 x 38"	Ø28.9	Ø51	DN25	6290	6219	6005	5929
MHC-8-12-6-65-26-A	W-023174	6 x 38"	Ø28.9	DN65	DN25	6290	6219	6005	5920
MHC-8-12-6-50-26-A	W-023180	6 x 38"	Ø28.9	DN50	DN25	6290	6219	6005	5928



MHC-8-12bar-6-element - Model C		Element type 8038		Maximum pressure / Maximum temperature					
		Quantity	Permeate	12 barg / 70°C		Volume 41 liters		Dry weight 30 kg	
Stock number	Drawing number	7.9" dia.	ID	F&R	P	TL	HL	CL	IL
MHC-8-12-6-76-38-C	W-023186	6 x 38"	Ø28.9	Ø76	Ø38	6290	6219	6005	5917
MHC-8-12-6-63-38-C	W-023192	6 x 38"	Ø28.9	Ø63.5	Ø38	6290	6219	6005	5923
MHC-8-12-6-51-38-C	W-023198	6 x 38"	Ø28.9	Ø51	Ø38	6290	6219	6005	5929
MHC-8-12-6-65-38-C	W-023204	6 x 38"	Ø28.9	DN65	Ø38	6290	6219	6005	5920
MHC-8-12-6-50-38-C	W-023210	6 x 38"	Ø28.9	DN50	Ø38	6290	6219	6005	5928
MHC-8-12-6-76-25-C	W-023216	6 x 38"	Ø28.9	Ø76	Ø25	6290	6219	6005	5917
MHC-8-12-6-63-25-C	W-023222	6 x 38"	Ø28.9	Ø63.5	Ø25	6290	6219	6005	5923
MHC-8-12-6-51-25-C	W-023228	6 x 38"	Ø28.9	Ø51	Ø25	6290	6219	6005	5929
MHC-8-12-6-65-25-C	W-023234	6 x 38"	Ø28.9	DN65	Ø25	6290	6219	6005	5920
MHC-8-12-6-50-25-C	W-023240	6 x 38"	Ø28.9	DN50	Ø25	6290	6219	6005	5928
MHC-8-12-6-76-40-C	W-023246	6 x 38"	Ø28.9	Ø76	DN40	6290	6219	6005	5917
MHC-8-12-6-63-40-C	W-023252	6 x 38"	Ø28.9	Ø63.5	DN40	6290	6219	6005	5923
MHC-8-12-6-51-40-C	W-023258	6 x 38"	Ø28.9	Ø51	DN40	6290	6219	6005	5929
MHC-8-12-6-65-40-C	W-023264	6 x 38"	Ø28.9	DN65	DN40	6290	6219	6005	5920
MHC-8-12-6-50-40-C	W-023270	6 x 38"	Ø28.9	DN50	DN40	6290	6219	6005	5928
MHC-8-12-6-76-26-C	W-023276	6 x 38"	Ø28.9	Ø76	DN25	6290	6219	6005	5917
MHC-8-12-6-63-26-C	W-023282	6 x 38"	Ø28.9	Ø63.5	DN25	6290	6219	6005	5923
MHC-8-12-6-51-26-C	W-023288	6 x 38"	Ø28.9	Ø51	DN25	6290	6219	6005	5929
MHC-8-12-6-65-26-C	W-023294	6 x 38"	Ø28.9	DN65	DN25	6290	6219	6005	5920
MHC-8-12-6-50-26-C	W-023300	6 x 38"	Ø28.9	DN50	DN25	6290	6219	6005	5928