

MEMBRANE HOUSING

DETAILED OVERVIEW FOR TYPE 'MHC-6-16'
LOW PRESSURE - 16 BAR

FOR MF AND UF FILTRATION



In the food and beverage industry membrane housings are often used in systems to reduce or eliminate microbials to make products safe for consumption and to extend their shelf life. We produce membrane housings for membrane filtration in the food industry for liquid-containing products such as juice, beer, soy, whey, milk, milk powder, chocolate etc.

WILA A/S
Mads Clausens Vej 14
8600 Silkeborg
Denmark


Phone: +45 8680 0844

mail@wila.dk
www.wila.dk

VAT number: 27230350

Content

Introduction	3
Regulations and Directives	3
Documentation	3
Group specifications	4
Unit specifications	4
Connections	4
MHC-6-16bar-1-element - Model A	5
MHC-6-16bar-1-element - Model C	6
MHC-6-16bar-2-element - Model A	7
MHC-6-16bar-2-element - Model C	8
MHC-6-16bar-3-element - Model A	9
MHC-6-16bar-3-element - Model C	10
MHC-6-16bar-4-element - Model A	11
MHC-6-16bar-4-element - Model C	12
MHC-6-16bar-5-element - Model A	13
MHC-6-16bar-5-element - Model C	14
MHC-6-16bar-6-element - Model A	15
MHC-6-16bar-6-element - Model C	16



Introduction

This overview is for Membrane Housings with Clamp ferrule connections manufactured by Wila A/S under the category "MHC" hereinafter referred to as "Membrane Housing". A Membrane Housing is a tubular pressure vessel with a single inlet (Feed) on the shell side, an unfiltered outlet (Retentate) on the shell side and a filtered outlet (Permeate) out from one of the end centers.

The membranes and ATD's, that are also required for the filtration process, are not a part of the membrane housing, but Wila's own hygienic, easy to CIP clean, stainless steel ATD's can also be supplied upon request.

The Membrane Housing is made from EN 1.4404 (AISI 316L) stainless steel with a sanitary surface finish. The inside surface roughness is $\leq 0,8 \mu\text{m}$ and the outside surface roughness is $\leq 1,6 \mu\text{m}$.

All fluid media in use with the Membrane housing must be compatible with EN 1.4404 (AISI 316L) Stainless steel.

The Membrane Housing is designed for pressures up to 16 bar and temperatures up to 70°C, but other types, sizes and pressure ratings are also available.

Regulations and Directives

The membrane housing is designed and manufactured in accordance with

- the European Commission regulation No. 2023/2006 (Good Manufacturing Practices)
- the European Parliament directive No. EN 1935/2004 (Food Contact Materials).
- the European Parliament directive No. EN 1907/2006 (Chemical Restrictions (REACH)).
- PED - Article 4.3 (SEP) in the European Parliament directive No. 2014/68/EU (Pressure Equipment Directive). The membrane housing is only designed for fluid group 2 (non-dangerous fluids).

Documentation

1. Customer drawing with description and design data table
2. Declaration of conformity
3. User Manual

As Supplement the following can be provided:

4. 3.1 material certificates according to EN 10204
5. Weld-logs with associated welding certificates according to DS/EN ISO 9601-1.

Group specifications

Group ordering codes and specifications are as listed below. A more detailed group tables with unit codes and main dimensions can be found on the following pages.

MHC-6-12bar-X-element - Model _

MHC	M embrane H ousing with C lamp ferrule connections for Feed and Retentate.	
6	The membrane housing is designed for 6.3" x 38" (6338) membranes.	
16bar	The Membrane Housing is designed for pressures up to 16 bar and temperatures up to 70°C	
X	From 1 to 6 elements	Indicates the number of elements that can be fitted.
_	Either A or C *	Indicates Feed and Retentate connection arrangement.

*Other connection arrangements are available

Unit specifications

MHC-6-16-X-YY-ZZ- _

X	From 1 to 6 elements	Indicates the number of elements that can be fitted.
YY	76 - 63 - 51 - 50**	Indicates Feed and Retentate clamp ferrules connections.
ZZ	38 - 25 - 40 - 26**	Indicates Permeate end clamp ferrule connection.
_	Either A or C *	Indicates Feed and Retentate connection arrangement.

*Other connection arrangements are available

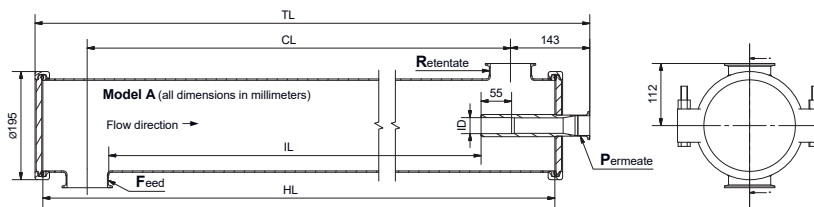
**Clamp ferrule connections sizes - Other types and sizes are available

76 - 63 - 51 - 38 - 25 translates respectively to Ø76 - Ø63.5 - Ø51 - Ø38 - Ø25 in accordance with ISO 2852-2
 50 - 40 - 26 translates respectively to DN50 - DN40 - DN25 in accordance with DIN 32676-A

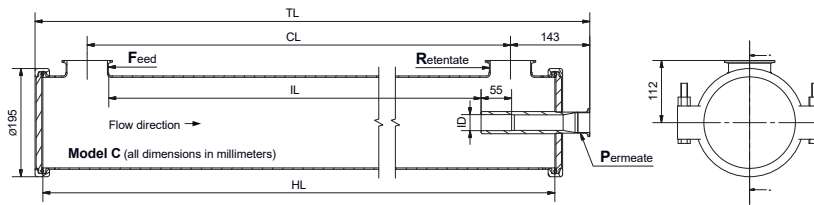
Connections

Tri-clamp connections for Feed, Retentate and Permeate. For 16 bar pressure rating SH clamps are recommended, but always follow your fitting supplier guidelines and local legislations. The Membrane Housing should be installed with the Retentate outlet at the highest point for better air venting.

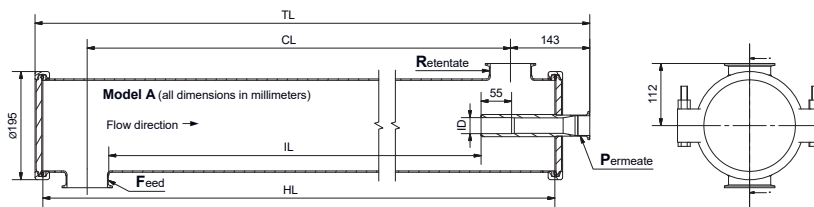
Temperature and pressure limits must be respected at all times !



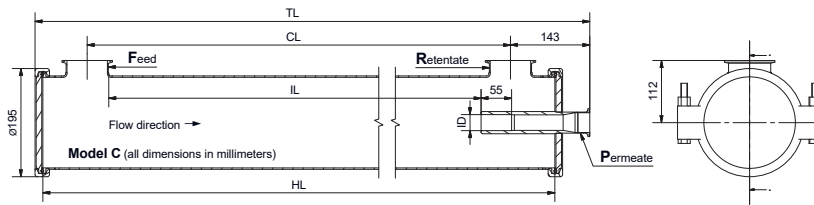
MHC-6-16bar-1-element - Model A		Element type 6338		Maximum pressure / Maximum temperature					
		Quantity	Permeate	16 barg / 70°C		Volume 27 liters		Dry weight 25 kg	
Stock number	Drawing number	6.3" dia.	ID	F&R	P	TL	HL	CL	IL
MHC-6-16-1-76-38-A	W-023320	1 x 38"	Ø28.9	Ø76	Ø38	1342	1265	1105	1013
MHC-6-16-1-63-38-A	W-023326	1 x 38"	Ø28.9	Ø63.5	Ø38	1342	1265	1105	1019
MHC-6-16-1-51-38-A	W-023332	1 x 38"	Ø28.9	Ø51	Ø38	1342	1265	1105	1025
MHC-6-16-1-65-38-A	W-023338	1 x 38"	Ø28.9	DN65	Ø38	1342	1265	1105	1016
MHC-6-16-1-50-38-A	W-023344	1 x 38"	Ø28.9	DN50	Ø38	1342	1265	1105	1024
MHC-6-16-1-76-25-A	W-023350	1 x 38"	Ø28.9	Ø76	Ø25	1342	1265	1105	1013
MHC-6-16-1-63-25-A	W-023356	1 x 38"	Ø28.9	Ø63.5	Ø25	1342	1265	1105	1019
MHC-6-16-1-51-25-A	W-023362	1 x 38"	Ø28.9	Ø51	Ø25	1342	1265	1105	1025
MHC-6-16-1-65-25-A	W-023368	1 x 38"	Ø28.9	DN65	Ø25	1342	1265	1105	1016
MHC-6-16-1-50-25-A	W-023374	1 x 38"	Ø28.9	DN50	Ø25	1342	1265	1105	1024
MHC-6-16-1-76-40-A	W-023380	1 x 38"	Ø28.9	Ø76	DN40	1342	1265	1105	1013
MHC-6-16-1-63-40-A	W-023386	1 x 38"	Ø28.9	Ø63.5	DN40	1342	1265	1105	1019
MHC-6-16-1-51-40-A	W-023392	1 x 38"	Ø28.9	Ø51	DN40	1342	1265	1105	1025
MHC-6-16-1-65-40-A	W-023398	1 x 38"	Ø28.9	DN65	DN40	1342	1265	1105	1016
MHC-6-16-1-50-40-A	W-023404	1 x 38"	Ø28.9	DN50	DN40	1342	1265	1105	1024
MHC-6-16-1-76-26-A	W-023410	1 x 38"	Ø28.9	Ø76	DN25	1342	1265	1105	1013
MHC-6-16-1-63-26-A	W-023416	1 x 38"	Ø28.9	Ø63.5	DN25	1342	1265	1105	1019
MHC-6-16-1-51-26-A	W-023422	1 x 38"	Ø28.9	Ø51	DN25	1342	1265	1105	1025
MHC-6-16-1-65-26-A	W-023428	1 x 38"	Ø28.9	DN65	DN25	1342	1265	1105	1016
MHC-6-16-1-50-26-A	W-023434	1 x 38"	Ø28.9	DN50	DN25	1342	1265	1105	1024



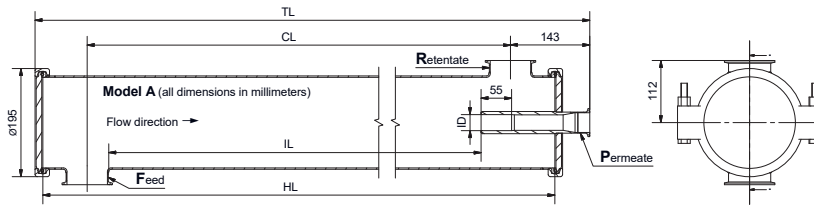
MHC-6-16bar-1-element - Model C		Element type 6338		Maximum pressure / Maximum temperature					
		Quantity	Permeate	16 barg / 70°C		Volume 27 liters		Dry weight 25 kg	
Stock number	Drawing number	6.3" dia.	ID	F&R	P	TL	HL	CL	IL
MHC-6-16-1-76-38-C	W-023440	1 x 38"	Ø28.9	Ø76	Ø38	1342	1265	1105	1013
MHC-6-16-1-63-38-C	W-023446	1 x 38"	Ø28.9	Ø63.5	Ø38	1342	1265	1105	1019
MHC-6-16-1-51-38-C	W-023452	1 x 38"	Ø28.9	Ø51	Ø38	1342	1265	1105	1025
MHC-6-16-1-65-38-C	W-023458	1 x 38"	Ø28.9	DN65	Ø38	1342	1265	1105	1016
MHC-6-16-1-50-38-C	W-023464	1 x 38"	Ø28.9	DN50	Ø38	1342	1265	1105	1024
MHC-6-16-1-76-25-C	W-023470	1 x 38"	Ø28.9	Ø76	Ø25	1342	1265	1105	1013
MHC-6-16-1-63-25-C	W-023476	1 x 38"	Ø28.9	Ø63.5	Ø25	1342	1265	1105	1019
MHC-6-16-1-51-25-C	W-023482	1 x 38"	Ø28.9	Ø51	Ø25	1342	1265	1105	1025
MHC-6-16-1-65-25-C	W-023488	1 x 38"	Ø28.9	DN65	Ø25	1342	1265	1105	1016
MHC-6-16-1-50-25-C	W-023494	1 x 38"	Ø28.9	DN50	Ø25	1342	1265	1105	1024
MHC-6-16-1-76-40-C	W-023500	1 x 38"	Ø28.9	Ø76	DN40	1342	1265	1105	1013
MHC-6-16-1-63-40-C	W-023506	1 x 38"	Ø28.9	Ø63.5	DN40	1342	1265	1105	1019
MHC-6-16-1-51-40-C	W-023512	1 x 38"	Ø28.9	Ø51	DN40	1342	1265	1105	1025
MHC-6-16-1-65-40-C	W-023518	1 x 38"	Ø28.9	DN65	DN40	1342	1265	1105	1016
MHC-6-16-1-50-40-C	W-023524	1 x 38"	Ø28.9	DN50	DN40	1342	1265	1105	1024
MHC-6-16-1-76-26-C	W-023530	1 x 38"	Ø28.9	Ø76	DN25	1342	1265	1105	1013
MHC-6-16-1-63-26-C	W-023536	1 x 38"	Ø28.9	Ø63.5	DN25	1342	1265	1105	1019
MHC-6-16-1-51-26-C	W-023542	1 x 38"	Ø28.9	Ø51	DN25	1342	1265	1105	1025
MHC-6-16-1-65-26-C	W-023548	1 x 38"	Ø28.9	DN65	DN25	1342	1265	1105	1016
MHC-6-16-1-50-26-C	W-023554	1 x 38"	Ø28.9	DN50	DN25	1342	1265	1105	1024



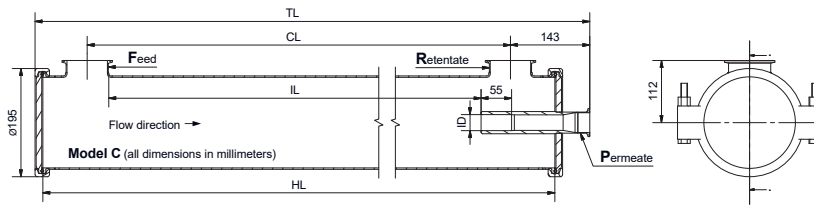
MHC-6-16bar-2-element - Model A		Element type 6338		Maximum pressure / Maximum temperature					
		Quantity	Permeate	16 barg / 70°C		Volume 47 liters		Dry weight 35 kg	
Stock number	Drawing number	6.3" dia.	ID	F&R	P	TL	HL	CL	IL
MHC-6-16-2-76-38-A	W-023321	2 x 38"	Ø28.9	Ø76	Ø38	2322	2245	2085	1993
MHC-6-16-2-63-38-A	W-023327	2 x 38"	Ø28.9	Ø63.5	Ø38	2322	2245	2085	1999
MHC-6-16-2-51-38-A	W-023333	2 x 38"	Ø28.9	Ø51	Ø38	2322	2245	2085	2005
MHC-6-16-2-65-38-A	W-023339	2 x 38"	Ø28.9	DN65	Ø38	2322	2245	2085	1996
MHC-6-16-2-50-38-A	W-023345	2 x 38"	Ø28.9	DN50	Ø38	2322	2245	2085	2004
MHC-6-16-2-76-25-A	W-023351	2 x 38"	Ø28.9	Ø76	Ø25	2322	2245	2085	1993
MHC-6-16-2-63-25-A	W-023357	2 x 38"	Ø28.9	Ø63.5	Ø25	2322	2245	2085	1999
MHC-6-16-2-51-25-A	W-023363	2 x 38"	Ø28.9	Ø51	Ø25	2322	2245	2085	2005
MHC-6-16-2-65-25-A	W-023369	2 x 38"	Ø28.9	DN65	Ø25	2322	2245	2085	1996
MHC-6-16-2-50-25-A	W-023375	2 x 38"	Ø28.9	DN50	Ø25	2322	2245	2085	2004
MHC-6-16-2-76-40-A	W-023381	2 x 38"	Ø28.9	Ø76	DN40	2322	2245	2085	1993
MHC-6-16-2-63-40-A	W-023387	2 x 38"	Ø28.9	Ø63.5	DN40	2322	2245	2085	1999
MHC-6-16-2-51-40-A	W-023393	2 x 38"	Ø28.9	Ø51	DN40	2322	2245	2085	2005
MHC-6-16-2-65-40-A	W-023399	2 x 38"	Ø28.9	DN65	DN40	2322	2245	2085	1996
MHC-6-16-2-50-40-A	W-023405	2 x 38"	Ø28.9	DN50	DN40	2322	2245	2085	2004
MHC-6-16-2-76-26-A	W-023411	2 x 38"	Ø28.9	Ø76	DN25	2322	2245	2085	1993
MHC-6-16-2-63-26-A	W-023417	2 x 38"	Ø28.9	Ø63.5	DN25	2322	2245	2085	1999
MHC-6-16-2-51-26-A	W-023423	2 x 38"	Ø28.9	Ø51	DN25	2322	2245	2085	2005
MHC-6-16-2-65-26-A	W-023429	2 x 38"	Ø28.9	DN65	DN25	2322	2245	2085	1996
MHC-6-16-2-50-26-A	W-021650	2 x 38"	Ø28.9	DN50	DN25	2322	2245	2085	2004



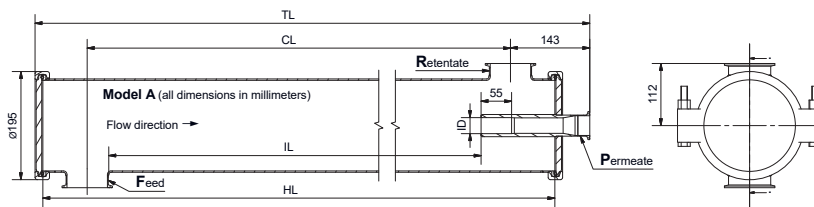
MHC-6-16bar-2-element - Model C		Element type 6338		Maximum pressure / Maximum temperature					
		Quantity	Permeate	16 barg / 70°C		Volume 47 liters		Dry weight 35 kg	
Stock number	Drawing number	6.3" dia.	ID	F&R	P	TL	HL	CL	IL
MHC-6-16-2-76-38-C	W-023441	2 x 38"	Ø28.9	Ø76	Ø38	2322	2245	2085	1993
MHC-6-16-2-63-38-C	W-023447	2 x 38"	Ø28.9	Ø63.5	Ø38	2322	2245	2085	1999
MHC-6-16-2-51-38-C	W-023453	2 x 38"	Ø28.9	Ø51	Ø38	2322	2245	2085	2005
MHC-6-16-2-65-38-C	W-023459	2 x 38"	Ø28.9	DN65	Ø38	2322	2245	2085	1996
MHC-6-16-2-50-38-C	W-023465	2 x 38"	Ø28.9	DN50	Ø38	2322	2245	2085	2004
MHC-6-16-2-76-25-C	W-023471	2 x 38"	Ø28.9	Ø76	Ø25	2322	2245	2085	1993
MHC-6-16-2-63-25-C	W-023477	2 x 38"	Ø28.9	Ø63.5	Ø25	2322	2245	2085	1999
MHC-6-16-2-51-25-C	W-023483	2 x 38"	Ø28.9	Ø51	Ø25	2322	2245	2085	2005
MHC-6-16-2-65-25-C	W-023489	2 x 38"	Ø28.9	DN65	Ø25	2322	2245	2085	1996
MHC-6-16-2-50-25-C	W-023495	2 x 38"	Ø28.9	DN50	Ø25	2322	2245	2085	2004
MHC-6-16-2-76-40-C	W-023501	2 x 38"	Ø28.9	Ø76	DN40	2322	2245	2085	1993
MHC-6-16-2-63-40-C	W-023507	2 x 38"	Ø28.9	Ø63.5	DN40	2322	2245	2085	1999
MHC-6-16-2-51-40-C	W-023513	2 x 38"	Ø28.9	Ø51	DN40	2322	2245	2085	2005
MHC-6-16-2-65-40-C	W-023519	2 x 38"	Ø28.9	DN65	DN40	2322	2245	2085	1996
MHC-6-16-2-50-40-C	W-023525	2 x 38"	Ø28.9	DN50	DN40	2322	2245	2085	2004
MHC-6-16-2-76-26-C	W-023531	2 x 38"	Ø28.9	Ø76	DN25	2322	2245	2085	1993
MHC-6-16-2-63-26-C	W-023537	2 x 38"	Ø28.9	Ø63.5	DN25	2322	2245	2085	1999
MHC-6-16-2-51-26-C	W-023543	2 x 38"	Ø28.9	Ø51	DN25	2322	2245	2085	2005
MHC-6-16-2-65-26-C	W-023549	2 x 38"	Ø28.9	DN65	DN25	2322	2245	2085	1996
MHC-6-16-2-50-26-C	W-023555	2 x 38"	Ø28.9	DN50	DN25	2322	2245	2085	2004



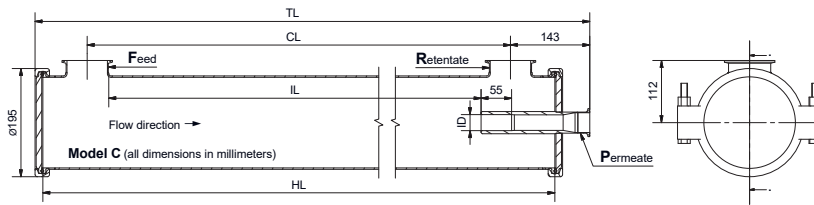
MHC-6-16bar-3-element - Model A		Element type 6338		Maximum pressure / Maximum temperature					
		Quantity	Permeate	16 barg / 70°C		Volume 68 liters		Dry weight 45 kg	
Stock number	Drawing number	6.3" dia.	ID	F&R	P	TL	HL	CL	IL
MHC-6-16-3-76-38-A	W-023322	3 x 38"	Ø28.9	Ø76	Ø38	3307	3230	3070	2978
MHC-6-16-3-63-38-A	W-023328	3 x 38"	Ø28.9	Ø63.5	Ø38	3307	3230	3070	2984
MHC-6-16-3-51-38-A	W-023334	3 x 38"	Ø28.9	Ø51	Ø38	3307	3230	3070	2990
MHC-6-16-3-65-38-A	W-023340	3 x 38"	Ø28.9	DN65	Ø38	3307	3230	3070	2981
MHC-6-16-3-50-38-A	W-023346	3 x 38"	Ø28.9	DN50	Ø38	3307	3230	3070	2989
MHC-6-16-3-76-25-A	W-023352	3 x 38"	Ø28.9	Ø76	Ø25	3307	3230	3070	2978
MHC-6-16-3-63-25-A	W-023358	3 x 38"	Ø28.9	Ø63.5	Ø25	3307	3230	3070	2984
MHC-6-16-3-51-25-A	W-023364	3 x 38"	Ø28.9	Ø51	Ø25	3307	3230	3070	2990
MHC-6-16-3-65-25-A	W-023370	3 x 38"	Ø28.9	DN65	Ø25	3307	3230	3070	2981
MHC-6-16-3-50-25-A	W-023376	3 x 38"	Ø28.9	DN50	Ø25	3307	3230	3070	2989
MHC-6-16-3-76-40-A	W-023382	3 x 38"	Ø28.9	Ø76	DN40	3307	3230	3070	2978
MHC-6-16-3-63-40-A	W-023388	3 x 38"	Ø28.9	Ø63.5	DN40	3307	3230	3070	2984
MHC-6-16-3-51-40-A	W-023394	3 x 38"	Ø28.9	Ø51	DN40	3307	3230	3070	2990
MHC-6-16-3-65-40-A	W-023400	3 x 38"	Ø28.9	DN65	DN40	3307	3230	3070	2981
MHC-6-16-3-50-40-A	W-023406	3 x 38"	Ø28.9	DN50	DN40	3307	3230	3070	2989
MHC-6-16-3-76-26-A	W-023412	3 x 38"	Ø28.9	Ø76	DN25	3307	3230	3070	2978
MHC-6-16-3-63-26-A	W-023418	3 x 38"	Ø28.9	Ø63.5	DN25	3307	3230	3070	2984
MHC-6-16-3-51-26-A	W-023424	3 x 38"	Ø28.9	Ø51	DN25	3307	3230	3070	2990
MHC-6-16-3-65-26-A	W-023430	3 x 38"	Ø28.9	DN65	DN25	3307	3230	3070	2981
MHC-6-16-3-50-26-A	W-023436	3 x 38"	Ø28.9	DN50	DN25	3307	3230	3070	2989



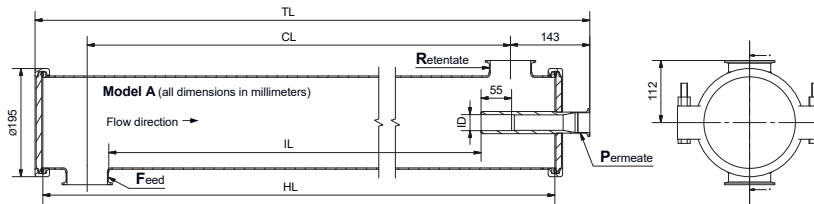
MHC-6-16bar-3-element - Model C		Element type 6338		Maximum pressure / Maximum temperature					
		Quantity	Permeate	16 barg / 70°C		Volume 68 liters		Dry weight 45 kg	
Stock number	Drawing number	6.3" dia.	ID	F&R	P	TL	HL	CL	IL
MHC-6-16-3-76-38-C	W-023442	3 x 38"	Ø28.9	Ø76	Ø38	3307	3230	3070	2978
MHC-6-16-3-63-38-C	W-023448	3 x 38"	Ø28.9	Ø63.5	Ø38	3307	3230	3070	2984
MHC-6-16-3-51-38-C	W-023454	3 x 38"	Ø28.9	Ø51	Ø38	3307	3230	3070	2990
MHC-6-16-3-65-38-C	W-023460	3 x 38"	Ø28.9	DN65	Ø38	3307	3230	3070	2981
MHC-6-16-3-50-38-C	W-023466	3 x 38"	Ø28.9	DN50	Ø38	3307	3230	3070	2989
MHC-6-16-3-76-25-C	W-023472	3 x 38"	Ø28.9	Ø76	Ø25	3307	3230	3070	2978
MHC-6-16-3-63-25-C	W-023478	3 x 38"	Ø28.9	Ø63.5	Ø25	3307	3230	3070	2984
MHC-6-16-3-51-25-C	W-023484	3 x 38"	Ø28.9	Ø51	Ø25	3307	3230	3070	2990
MHC-6-16-3-65-25-C	W-023490	3 x 38"	Ø28.9	DN65	Ø25	3307	3230	3070	2981
MHC-6-16-3-50-25-C	W-023496	3 x 38"	Ø28.9	DN50	Ø25	3307	3230	3070	2989
MHC-6-16-3-76-40-C	W-023502	3 x 38"	Ø28.9	Ø76	DN40	3307	3230	3070	2978
MHC-6-16-3-63-40-C	W-023508	3 x 38"	Ø28.9	Ø63.5	DN40	3307	3230	3070	2984
MHC-6-16-3-51-40-C	W-023514	3 x 38"	Ø28.9	Ø51	DN40	3307	3230	3070	2990
MHC-6-16-3-65-40-C	W-023520	3 x 38"	Ø28.9	DN65	DN40	3307	3230	3070	2981
MHC-6-16-3-50-40-C	W-023526	3 x 38"	Ø28.9	DN50	DN40	3307	3230	3070	2989
MHC-6-16-3-76-26-C	W-023532	3 x 38"	Ø28.9	Ø76	DN25	3307	3230	3070	2978
MHC-6-16-3-63-26-C	W-023538	3 x 38"	Ø28.9	Ø63.5	DN25	3307	3230	3070	2984
MHC-6-16-3-51-26-C	W-023544	3 x 38"	Ø28.9	Ø51	DN25	3307	3230	3070	2990
MHC-6-16-3-65-26-C	W-023550	3 x 38"	Ø28.9	DN65	DN25	3307	3230	3070	2981
MHC-6-16-3-50-26-C	W-023556	3 x 38"	Ø28.9	DN50	DN25	3307	3230	3070	2989



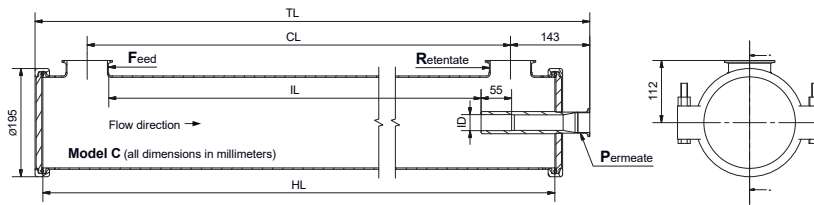
MHC-6-16bar-4-element - Model A		Element type 6338		Maximum pressure / Maximum temperature					
		Quantity	Permeate	16 barg / 70°C		Volume 88 liters		Dry weight 55 kg	
Stock number	Drawing number	6.3" dia.	ID	F&R	P	TL	HL	CL	IL
MHC-6-16-4-76-38-A	W-023323	4 x 38"	Ø28.9	Ø76	Ø38	4287	4210	4050	3958
MHC-6-16-4-63-38-A	W-023329	4 x 38"	Ø28.9	Ø63.5	Ø38	4287	4210	4050	3964
MHC-6-16-4-51-38-A	W-023335	4 x 38"	Ø28.9	Ø51	Ø38	4287	4210	4050	3970
MHC-6-16-4-65-38-A	W-023341	4 x 38"	Ø28.9	DN65	Ø38	4287	4210	4050	3961
MHC-6-16-4-50-38-A	W-023347	4 x 38"	Ø28.9	DN50	Ø38	4287	4210	4050	3969
MHC-6-16-4-76-25-A	W-023353	4 x 38"	Ø28.9	Ø76	Ø25	4287	4210	4050	3958
MHC-6-16-4-63-25-A	W-023359	4 x 38"	Ø28.9	Ø63.5	Ø25	4287	4210	4050	3964
MHC-6-16-4-51-25-A	W-023365	4 x 38"	Ø28.9	Ø51	Ø25	4287	4210	4050	3970
MHC-6-16-4-65-25-A	W-023371	4 x 38"	Ø28.9	DN65	Ø25	4287	4210	4050	3961
MHC-6-16-4-50-25-A	W-023377	4 x 38"	Ø28.9	DN50	Ø25	4287	4210	4050	3969
MHC-6-16-4-76-40-A	W-023383	4 x 38"	Ø28.9	Ø76	DN40	4287	4210	4050	3958
MHC-6-16-4-63-40-A	W-023389	4 x 38"	Ø28.9	Ø63.5	DN40	4287	4210	4050	3964
MHC-6-16-4-51-40-A	W-023395	4 x 38"	Ø28.9	Ø51	DN40	4287	4210	4050	3970
MHC-6-16-4-65-40-A	W-023401	4 x 38"	Ø28.9	DN65	DN40	4287	4210	4050	3961
MHC-6-16-4-50-40-A	W-023407	4 x 38"	Ø28.9	DN50	DN40	4287	4210	4050	3969
MHC-6-16-4-76-26-A	W-023413	4 x 38"	Ø28.9	Ø76	DN25	4287	4210	4050	3958
MHC-6-16-4-63-26-A	W-023419	4 x 38"	Ø28.9	Ø63.5	DN25	4287	4210	4050	3964
MHC-6-16-4-51-26-A	W-023425	4 x 38"	Ø28.9	Ø51	DN25	4287	4210	4050	3970
MHC-6-16-4-65-26-A	W-023431	4 x 38"	Ø28.9	DN65	DN25	4287	4210	4050	3961
MHC-6-16-4-50-26-A	W-023437	4 x 38"	Ø28.9	DN50	DN25	4287	4210	4050	3969



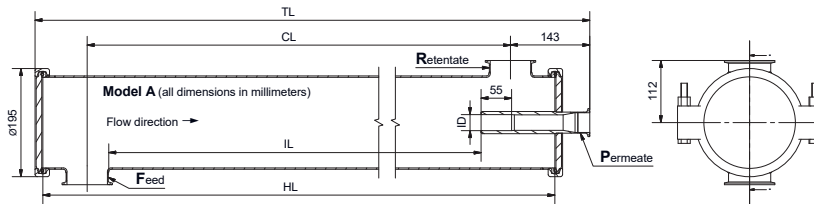
MHC-6-16bar-4-element - Model C		Element type 6338		Maximum pressure / Maximum temperature					
		Quantity	Permeate	16 barg / 70°C		Volume 88 liters		Dry weight 55 kg	
Stock number	Drawing number	6.3" dia.	ID	F&R	P	TL	HL	CL	IL
MHC-6-16-4-76-38-C	W-023443	4 x 38"	Ø28.9	Ø76	Ø38	4287	4210	4050	3958
MHC-6-16-4-63-38-C	W-023449	4 x 38"	Ø28.9	Ø63.5	Ø38	4287	4210	4050	3964
MHC-6-16-4-51-38-C	W-023455	4 x 38"	Ø28.9	Ø51	Ø38	4287	4210	4050	3970
MHC-6-16-4-65-38-C	W-023461	4 x 38"	Ø28.9	DN65	Ø38	4287	4210	4050	3961
MHC-6-16-4-50-38-C	W-023467	4 x 38"	Ø28.9	DN50	Ø38	4287	4210	4050	3969
MHC-6-16-4-76-25-C	W-023473	4 x 38"	Ø28.9	Ø76	Ø25	4287	4210	4050	3958
MHC-6-16-4-63-25-C	W-023479	4 x 38"	Ø28.9	Ø63.5	Ø25	4287	4210	4050	3964
MHC-6-16-4-51-25-C	W-023485	4 x 38"	Ø28.9	Ø51	Ø25	4287	4210	4050	3970
MHC-6-16-4-65-25-C	W-023491	4 x 38"	Ø28.9	DN65	Ø25	4287	4210	4050	3961
MHC-6-16-4-50-25-C	W-023497	4 x 38"	Ø28.9	DN50	Ø25	4287	4210	4050	3969
MHC-6-16-4-76-40-C	W-023503	4 x 38"	Ø28.9	Ø76	DN40	4287	4210	4050	3958
MHC-6-16-4-63-40-C	W-023509	4 x 38"	Ø28.9	Ø63.5	DN40	4287	4210	4050	3964
MHC-6-16-4-51-40-C	W-023515	4 x 38"	Ø28.9	Ø51	DN40	4287	4210	4050	3970
MHC-6-16-4-65-40-C	W-023521	4 x 38"	Ø28.9	DN65	DN40	4287	4210	4050	3961
MHC-6-16-4-50-40-C	W-023527	4 x 38"	Ø28.9	DN50	DN40	4287	4210	4050	3969
MHC-6-16-4-76-26-C	W-023533	4 x 38"	Ø28.9	Ø76	DN25	4287	4210	4050	3958
MHC-6-16-4-63-26-C	W-023539	4 x 38"	Ø28.9	Ø63.5	DN25	4287	4210	4050	3964
MHC-6-16-4-51-26-C	W-023545	4 x 38"	Ø28.9	Ø51	DN25	4287	4210	4050	3970
MHC-6-16-4-65-26-C	W-023551	4 x 38"	Ø28.9	DN65	DN25	4287	4210	4050	3961
MHC-6-16-4-50-26-C	W-023557	4 x 38"	Ø28.9	DN50	DN25	4287	4210	4050	3969



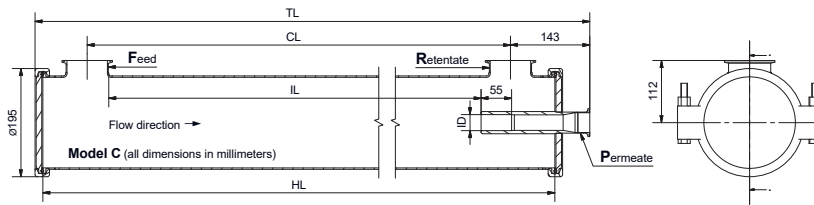
MHC-6-16bar-5-element - Model A		Element type 6338		Maximum pressure / Maximum temperature					
		Quantity	Permeate	16 barg / 70°C		Volume 109 liters		Dry weight 65 kg	
Stock number	Drawing number	6.3" dia.	ID	F&R	P	TL	HL	CL	IL
MHC-6-16-5-76-38-A	W-023324	5 x 38"	Ø28.9	Ø76	Ø38	5272	5195	5035	4943
MHC-6-16-5-63-38-A	W-023330	5 x 38"	Ø28.9	Ø63.5	Ø38	5272	5195	5035	4949
MHC-6-16-5-51-38-A	W-023336	5 x 38"	Ø28.9	Ø51	Ø38	5272	5195	5035	4955
MHC-6-16-5-65-38-A	W-023342	5 x 38"	Ø28.9	DN65	Ø38	5272	5195	5035	4946
MHC-6-16-5-50-38-A	W-023348	5 x 38"	Ø28.9	DN50	Ø38	5272	5195	5035	4954
MHC-6-16-5-76-25-A	W-023354	5 x 38"	Ø28.9	Ø76	Ø25	5272	5195	5035	4943
MHC-6-16-5-63-25-A	W-023360	5 x 38"	Ø28.9	Ø63.5	Ø25	5272	5195	5035	4949
MHC-6-16-5-51-25-A	W-023366	5 x 38"	Ø28.9	Ø51	Ø25	5272	5195	5035	4955
MHC-6-16-5-65-25-A	W-023372	5 x 38"	Ø28.9	DN65	Ø25	5272	5195	5035	4946
MHC-6-16-5-50-25-A	W-023378	5 x 38"	Ø28.9	DN50	Ø25	5272	5195	5035	4954
MHC-6-16-5-76-40-A	W-023384	5 x 38"	Ø28.9	Ø76	DN40	5272	5195	5035	4943
MHC-6-16-5-63-40-A	W-023390	5 x 38"	Ø28.9	Ø63.5	DN40	5272	5195	5035	4949
MHC-6-16-5-51-40-A	W-023396	5 x 38"	Ø28.9	Ø51	DN40	5272	5195	5035	4955
MHC-6-16-5-65-40-A	W-023402	5 x 38"	Ø28.9	DN65	DN40	5272	5195	5035	4946
MHC-6-16-5-50-40-A	W-023408	5 x 38"	Ø28.9	DN50	DN40	5272	5195	5035	4954
MHC-6-16-5-76-26-A	W-023414	5 x 38"	Ø28.9	Ø76	DN25	5272	5195	5035	4943
MHC-6-16-5-63-26-A	W-023420	5 x 38"	Ø28.9	Ø63.5	DN25	5272	5195	5035	4949
MHC-6-16-5-51-26-A	W-023426	5 x 38"	Ø28.9	Ø51	DN25	5272	5195	5035	4955
MHC-6-16-5-65-26-A	W-023432	5 x 38"	Ø28.9	DN65	DN25	5272	5195	5035	4946
MHC-6-16-5-50-26-A	W-023438	5 x 38"	Ø28.9	DN50	DN25	5272	5195	5035	4954



MHC-6-16bar-5-element - Model C		Element type 6338		Maximum pressure / Maximum temperature					
		Quantity	Permeate	16 barg / 70°C		Volume 109 liters		Dry weight 65 kg	
Stock number	Drawing number	6.3" dia.	ID	F&R	P	TL	HL	CL	IL
MHC-6-16-5-76-38-C	W-023444	5 x 38"	Ø28.9	Ø76	Ø38	5272	5195	5035	4943
MHC-6-16-5-63-38-C	W-023450	5 x 38"	Ø28.9	Ø63.5	Ø38	5272	5195	5035	4949
MHC-6-16-5-51-38-C	W-023456	5 x 38"	Ø28.9	Ø51	Ø38	5272	5195	5035	4955
MHC-6-16-5-65-38-C	W-023462	5 x 38"	Ø28.9	DN65	Ø38	5272	5195	5035	4946
MHC-6-16-5-50-38-C	W-023468	5 x 38"	Ø28.9	DN50	Ø38	5272	5195	5035	4954
MHC-6-16-5-76-25-C	W-023474	5 x 38"	Ø28.9	Ø76	Ø25	5272	5195	5035	4943
MHC-6-16-5-63-25-C	W-023480	5 x 38"	Ø28.9	Ø63.5	Ø25	5272	5195	5035	4949
MHC-6-16-5-51-25-C	W-023486	5 x 38"	Ø28.9	Ø51	Ø25	5272	5195	5035	4955
MHC-6-16-5-65-25-C	W-023492	5 x 38"	Ø28.9	DN65	Ø25	5272	5195	5035	4946
MHC-6-16-5-50-25-C	W-023498	5 x 38"	Ø28.9	DN50	Ø25	5272	5195	5035	4954
MHC-6-16-5-76-40-C	W-023504	5 x 38"	Ø28.9	Ø76	DN40	5272	5195	5035	4943
MHC-6-16-5-63-40-C	W-023510	5 x 38"	Ø28.9	Ø63.5	DN40	5272	5195	5035	4949
MHC-6-16-5-51-40-C	W-023516	5 x 38"	Ø28.9	Ø51	DN40	5272	5195	5035	4955
MHC-6-16-5-65-40-C	W-023522	5 x 38"	Ø28.9	DN65	DN40	5272	5195	5035	4946
MHC-6-16-5-50-40-C	W-023528	5 x 38"	Ø28.9	DN50	DN40	5272	5195	5035	4954
MHC-6-16-5-76-26-C	W-023534	5 x 38"	Ø28.9	Ø76	DN25	5272	5195	5035	4943
MHC-6-16-5-63-26-C	W-023540	5 x 38"	Ø28.9	Ø63.5	DN25	5272	5195	5035	4949
MHC-6-16-5-51-26-C	W-023546	5 x 38"	Ø28.9	Ø51	DN25	5272	5195	5035	4955
MHC-6-16-5-65-26-C	W-023552	5 x 38"	Ø28.9	DN65	DN25	5272	5195	5035	4946
MHC-6-16-5-50-26-C	W-023558	5 x 38"	Ø28.9	DN50	DN25	5272	5195	5035	4954



MHC-6-16bar-6-element - Model A		Element type 6338		Maximum pressure / Maximum temperature					
		Quantity	Permeate	16 barg / 70°C		Volume 130 liters		Dry weight 75 kg	
Stock number	Drawing number	6.3" dia.	ID	F&R	P	TL	HL	CL	IL
MHC-6-16-6-76-38-A	W-023325	6 x 38"	Ø28.9	Ø76	Ø38	6252	6175	6015	5928
MHC-6-16-6-63-38-A	W-023331	6 x 38"	Ø28.9	Ø63.5	Ø38	6252	6175	6015	5934
MHC-6-16-6-51-38-A	W-023337	6 x 38"	Ø28.9	Ø51	Ø38	6252	6175	6015	5940
MHC-6-16-6-65-38-A	W-023343	6 x 38"	Ø28.9	DN65	Ø38	6252	6175	6015	5931
MHC-6-16-6-50-38-A	W-023349	6 x 38"	Ø28.9	DN50	Ø38	6252	6175	6015	5939
MHC-6-16-6-76-25-A	W-023355	6 x 38"	Ø28.9	Ø76	Ø25	6252	6175	6015	5928
MHC-6-16-6-63-25-A	W-023361	6 x 38"	Ø28.9	Ø63.5	Ø25	6252	6175	6015	5934
MHC-6-16-6-51-25-A	W-023367	6 x 38"	Ø28.9	Ø51	Ø25	6252	6175	6015	5940
MHC-6-16-6-65-25-A	W-023373	6 x 38"	Ø28.9	DN65	Ø25	6252	6175	6015	5931
MHC-6-16-6-50-25-A	W-023379	6 x 38"	Ø28.9	DN50	Ø25	6252	6175	6015	5939
MHC-6-16-6-76-40-A	W-023385	6 x 38"	Ø28.9	Ø76	DN40	6252	6175	6015	5928
MHC-6-16-6-63-40-A	W-023391	6 x 38"	Ø28.9	Ø63.5	DN40	6252	6175	6015	5934
MHC-6-16-6-51-40-A	W-023397	6 x 38"	Ø28.9	Ø51	DN40	6252	6175	6015	5940
MHC-6-16-6-65-40-A	W-023403	6 x 38"	Ø28.9	DN65	DN40	6252	6175	6015	5931
MHC-6-16-6-50-40-A	W-023409	6 x 38"	Ø28.9	DN50	DN40	6252	6175	6015	5939
MHC-6-16-6-76-26-A	W-023415	6 x 38"	Ø28.9	Ø76	DN25	6252	6175	6015	5928
MHC-6-16-6-63-26-A	W-023421	6 x 38"	Ø28.9	Ø63.5	DN25	6252	6175	6015	5934
MHC-6-16-6-51-26-A	W-023427	6 x 38"	Ø28.9	Ø51	DN25	6252	6175	6015	5940
MHC-6-16-6-65-26-A	W-023433	6 x 38"	Ø28.9	DN65	DN25	6252	6175	6015	5931
MHC-6-16-6-50-26-A	W-023439	6 x 38"	Ø28.9	DN50	DN25	6252	6175	6015	5939



MHC-6-16bar-6-element - Model C		Element type 6338		Maximum pressure / Maximum temperature					
		Quantity	Permeate	16 barg / 70°C		Volume 130 liters		Dry weight 75 kg	
Stock number	Drawing number	6.3" dia.	ID	F&R	P	TL	HL	CL	IL
MHC-6-16-6-76-38-C	W-023445	6 x 38"	Ø28.9	Ø76	Ø38	6252	6175	6015	5928
MHC-6-16-6-63-38-C	W-023451	6 x 38"	Ø28.9	Ø63.5	Ø38	6252	6175	6015	5934
MHC-6-16-6-51-38-C	W-023457	6 x 38"	Ø28.9	Ø51	Ø38	6252	6175	6015	5940
MHC-6-16-6-65-38-C	W-023463	6 x 38"	Ø28.9	DN65	Ø38	6252	6175	6015	5931
MHC-6-16-6-50-38-C	W-023469	6 x 38"	Ø28.9	DN50	Ø38	6252	6175	6015	5939
MHC-6-16-6-76-25-C	W-023475	6 x 38"	Ø28.9	Ø76	Ø25	6252	6175	6015	5928
MHC-6-16-6-63-25-C	W-023481	6 x 38"	Ø28.9	Ø63.5	Ø25	6252	6175	6015	5934
MHC-6-16-6-51-25-C	W-023487	6 x 38"	Ø28.9	Ø51	Ø25	6252	6175	6015	5940
MHC-6-16-6-65-25-C	W-023493	6 x 38"	Ø28.9	DN65	Ø25	6252	6175	6015	5931
MHC-6-16-6-50-25-C	W-023499	6 x 38"	Ø28.9	DN50	Ø25	6252	6175	6015	5939
MHC-6-16-6-76-40-C	W-023505	6 x 38"	Ø28.9	Ø76	DN40	6252	6175	6015	5928
MHC-6-16-6-63-40-C	W-023511	6 x 38"	Ø28.9	Ø63.5	DN40	6252	6175	6015	5934
MHC-6-16-6-51-40-C	W-023517	6 x 38"	Ø28.9	Ø51	DN40	6252	6175	6015	5940
MHC-6-16-6-65-40-C	W-023523	6 x 38"	Ø28.9	DN65	DN40	6252	6175	6015	5931
MHC-6-16-6-50-40-C	W-023529	6 x 38"	Ø28.9	DN50	DN40	6252	6175	6015	5939
MHC-6-16-6-76-26-C	W-023535	6 x 38"	Ø28.9	Ø76	DN25	6252	6175	6015	5928
MHC-6-16-6-63-26-C	W-023541	6 x 38"	Ø28.9	Ø63.5	DN25	6252	6175	6015	5934
MHC-6-16-6-51-26-C	W-023547	6 x 38"	Ø28.9	Ø51	DN25	6252	6175	6015	5940
MHC-6-16-6-65-26-C	W-023553	6 x 38"	Ø28.9	DN65	DN25	6252	6175	6015	5931
MHC-6-16-6-50-26-C	W-023559	6 x 38"	Ø28.9	DN50	DN25	6252	6175	6015	5939