

MEMBRANE HOUSING

DETAILED OVERVIEW FOR TYPE 'MHC-8-64'
HIGH PRESSURE - 64 BAR

FOR RO FILTRATION



In the food and beverage industry membrane housings are often used in systems to reduce or eliminate microbials to make products safe for consumption and to extend their shelf life. We produce membrane housings for membrane filtration in the food industry for liquid-containing products such as juice, beer, soy, whey, milk, milk powder, chocolate etc.

WILA A/S

Mads Clausens Vej 14
8600 Silkeborg
Denmark

Phone: +45 8680 0844

mail@wila.dk
www.wila.dk

VAT number: 27230350

Content

Introduction	3
Regulations and Directives	3
Documentation	3
Group specifications	4
Unit specifications	4
Connections	4
MHC-8-64bar-1-element - Model A	5
MHC-8-64bar-1-element - Model C	6
MHC-8-64bar-2-element - Model A	7
MHC-8-64bar-2-element - Model C	8
MHC-8-64bar-3-element - Model A	9
MHC-8-64bar-3-element - Model C	10
MHC-8-64bar-4-element - Model A	11
MHC-8-64bar-4-element - Model C	12
MHC-8-64bar-5-element - Model A	13
MHC-8-64bar-5-element - Model C	14
MHC-8-64bar-6-element - Model A	15
MHC-8-64bar-6-element - Model C	16

Introduction

This overview is for Membrane Housings with Clamp ferrule connections manufactured by Wila A/S under the category "MHC" hereinafter referred to as "Membrane Housing". A Membrane Housing is a tubular pressure vessel with a single inlet (Feed) on the shell side, an unfiltered outlet (Retentate) on the shell side and a filtered outlet (Permeate) out from one of the end centers.

The membranes and ATD's, that are also required for the filtration process, are not a part of the membrane housing, but Wila's own hygienic, easy to CIP clean, stainless steel ATD's can also be supplied upon request.

The Membrane Housing is made from EN 1.4404 and EN 1.4462 stainless steel with a sanitary surface finish. The inside surface roughness is $\leq 0,8 \mu\text{m}$ and the outside surface roughness is $\leq 1,6 \mu\text{m}$.

All fluid media in use with the Membrane housing must be compatible with both EN 1.4404 and EN 1.4462 Stainless steel.

The Membrane Housing is designed for pressures up to 64 bar and temperatures up to 85°C, but other types, sizes and pressure ratings are also available.

Regulations and Directives

The membrane housing is designed and manufactured in accordance with

- the European Commission regulation No. 2023/2006 (Good Manufacturing Practices)
- the European Parliament directive No. EN 1935/2004 (Food Contact Materials).
- the European Parliament directive No. EN 1907/2006 (Chemical Restrictions (REACH)).
- PED - Article 4.3 (SEP) in the European Parliament directive No. 2014/68/EU (Pressure Equipment Directive). The membrane housing is only designed for fluid group 2 (non-dangerous fluids).
- PED - Category I and EN 13445 for both 5 and 6 element housings

Documentation

1. Customer drawing with description and design data table
2. Declaration of conformity
3. User Manual

As Supplement the following can be provided:

4. 3.1 material certificates according to EN 10204
5. Weld-logs with associated welding certificates according to DS/EN ISO 9601-1.

Group specifications

Group ordering codes and specifications are as listed below. A more detailed group tables with unit codes and main dimensions can be found on the following pages.

MHC-8-64bar-X-element - Model _

MHC	M embrane H ousing with C lamp ferrule connections for Feed and Retentate.	
8	The membrane housing is designed for 7.9" x 38" (8038) membranes.	
64bar	The Membrane Housing is designed for pressures up to 64 bar and temperatures up to 85°C	
X	From 1 to 6 elements	Indicates the number of elements that can be fitted.
_	Either A or C *	Indicates Feed and Retentate connection arrangement.

*Other connection arrangements are available

Unit specifications

MHC-8-64-X-YY-ZZ- _

X	From 1 to 6 elements	Indicates the number of elements that can be fitted.
YY	76 - 63 - 51 - 50**	Indicates Feed and Retentate clamp ferrules connections.
ZZ	38 - 25 - 40 - 26**	Indicates Permeate end clamp ferrule connection.
_	Either A or C *	Indicates Feed and Retentate connection arrangement.

*Other connection arrangements are available

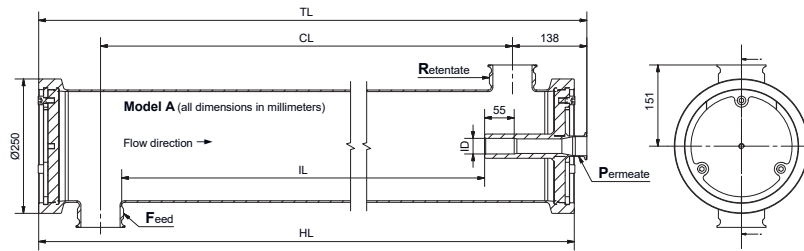
**Clamp ferrule connections sizes - Other types and sizes are available

76 - 51 - 38 - 25 translates respectively to Ø76 - Ø63.5 - Ø38 - Ø25 in accordance with ISO 2852-2
 50 - 40 - 26 translates respectively to DN50 - DN40 - DN25 in accordance with DIN 32676-A

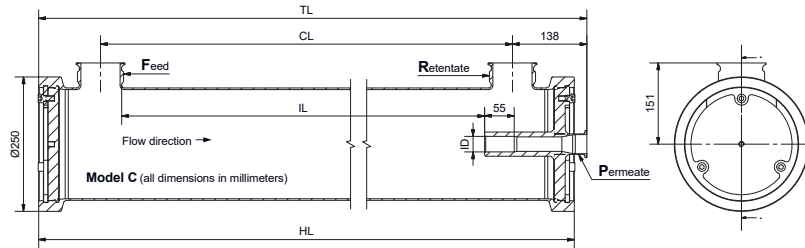
Connections

Tri-clamp connections for Feed, Retentate and Permeate. For 64 bar pressure rating SH or SSH clamps are recommended, but always follow your fitting supplier guidelines and local legislations. The Membrane Housing should be installed with the Retentate outlet at the highest point for better air venting.

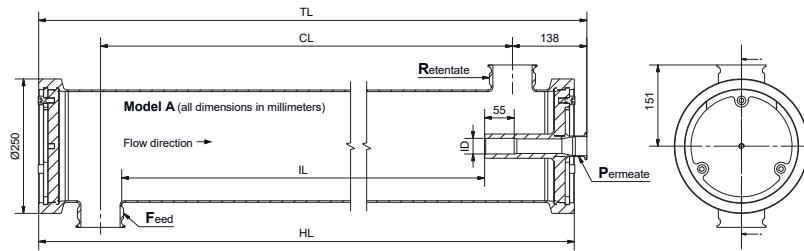
Temperature and pressure limits must be respected at all times !



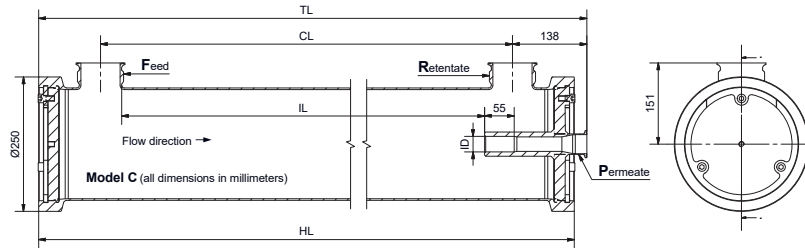
MHC-8-64bar-1-element - Model A		Element type 8038		Maximum pressure / Maximum temperature					
		Quantity	Permeate	64 barg / 85°C		Volume 41 liters		Dry weight 43 kg	
Stock number	Drawing number	7.9" dia.	ID	F&R	P	TL	HL	CL	IL
MHC-8-64-1-76-38-A	W-020151	1 x 38"	Ø28.9	Ø76	Ø38	1348	1325	1095	1007
MHC-8-64-1-63-38-A	W-023714	1 x 38"	Ø28.9	Ø63.5	Ø38	1348	1325	1095	1013
MHC-8-64-1-51-38-A	W-023720	1 x 38"	Ø28.9	Ø51	Ø38	1348	1325	1095	1019
MHC-8-64-1-65-38-A	W-023726	1 x 38"	Ø28.9	DN65	Ø38	1348	1325	1095	1010
MHC-8-64-1-50-38-A	W-023732	1 x 38"	Ø28.9	DN50	Ø38	1348	1325	1095	1018
MHC-8-64-1-76-25-A	W-023738	1 x 38"	Ø28.9	Ø76	Ø25	1348	1325	1095	1007
MHC-8-64-1-63-25-A	W-023744	1 x 38"	Ø28.9	Ø63.5	Ø25	1348	1325	1095	1013
MHC-8-64-1-51-25-A	W-023750	1 x 38"	Ø28.9	Ø51	Ø25	1348	1325	1095	1019
MHC-8-64-1-65-25-A	W-023756	1 x 38"	Ø28.9	DN65	Ø25	1348	1325	1095	1010
MHC-8-64-1-50-25-A	W-023762	1 x 38"	Ø28.9	DN50	Ø25	1348	1325	1095	1018
MHC-8-64-1-76-40-A	W-023768	1 x 38"	Ø28.9	Ø76	DN40	1348	1325	1095	1007
MHC-8-64-1-63-40-A	W-023774	1 x 38"	Ø28.9	Ø63.5	DN40	1348	1325	1095	1013
MHC-8-64-1-51-40-A	W-023780	1 x 38"	Ø28.9	Ø51	DN40	1348	1325	1095	1019
MHC-8-64-1-65-40-A	W-023786	1 x 38"	Ø28.9	DN65	DN40	1348	1325	1095	1010
MHC-8-64-1-50-40-A	W-023792	1 x 38"	Ø28.9	DN50	DN40	1348	1325	1095	1018
MHC-8-64-1-76-26-A	W-023798	1 x 38"	Ø28.9	Ø76	DN25	1348	1325	1095	1007
MHC-8-64-1-63-26-A	W-023804	1 x 38"	Ø28.9	Ø63.5	DN25	1348	1325	1095	1013
MHC-8-64-1-51-26-A	W-023810	1 x 38"	Ø28.9	Ø51	DN25	1348	1325	1095	1019
MHC-8-64-1-65-26-A	W-023816	1 x 38"	Ø28.9	DN65	DN25	1348	1325	1095	1010
MHC-8-64-1-50-26-A	W-023822	1 x 38"	Ø28.9	DN50	DN25	1348	1325	1095	1018



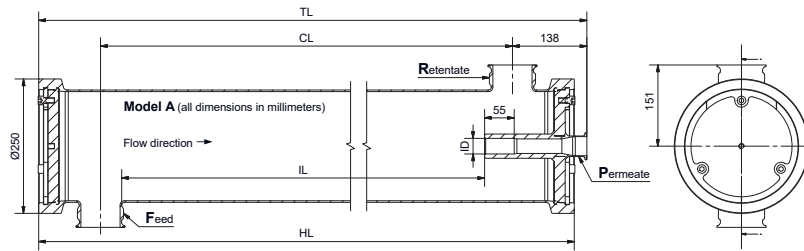
MHC-8-64bar-1-element - Model C		Element type 8038		Maximum pressure / Maximum temperature					
		Quantity	Permeate	64 barg / 85°C		Volume 41 liters		Dry weight 43 kg	
Stock number	Drawing number	7.9" dia.	ID	F&R	P	TL	HL	CL	IL
MHC-8-64-1-76-38-C	W-023828	1 x 38"	Ø28.9	Ø76	Ø38	1348	1325	1095	1007
MHC-8-64-1-63-38-C	W-023834	1 x 38"	Ø28.9	Ø63.5	Ø38	1348	1325	1095	1013
MHC-8-64-1-51-38-C	W-023840	1 x 38"	Ø28.9	Ø51	Ø38	1348	1325	1095	1019
MHC-8-64-1-65-38-C	W-023846	1 x 38"	Ø28.9	DN65	Ø38	1348	1325	1095	1010
MHC-8-64-1-50-38-C	W-023852	1 x 38"	Ø28.9	DN50	Ø38	1348	1325	1095	1018
MHC-8-64-1-76-25-C	W-023858	1 x 38"	Ø28.9	Ø76	Ø25	1348	1325	1095	1007
MHC-8-64-1-63-25-C	W-023864	1 x 38"	Ø28.9	Ø63.5	Ø25	1348	1325	1095	1013
MHC-8-64-1-51-25-C	W-023870	1 x 38"	Ø28.9	Ø51	Ø25	1348	1325	1095	1019
MHC-8-64-1-65-25-C	W-023876	1 x 38"	Ø28.9	DN65	Ø25	1348	1325	1095	1010
MHC-8-64-1-50-25-C	W-023882	1 x 38"	Ø28.9	DN50	Ø25	1348	1325	1095	1018
MHC-8-64-1-76-40-C	W-023888	1 x 38"	Ø28.9	Ø76	DN40	1348	1325	1095	1007
MHC-8-64-1-63-40-C	W-023894	1 x 38"	Ø28.9	Ø63.5	DN40	1348	1325	1095	1013
MHC-8-64-1-51-40-C	W-023900	1 x 38"	Ø28.9	Ø51	DN40	1348	1325	1095	1019
MHC-8-64-1-65-40-C	W-023906	1 x 38"	Ø28.9	DN65	DN40	1348	1325	1095	1010
MHC-8-64-1-50-40-C	W-023912	1 x 38"	Ø28.9	DN50	DN40	1348	1325	1095	1018
MHC-8-64-1-76-26-C	W-023918	1 x 38"	Ø28.9	Ø76	DN25	1348	1325	1095	1007
MHC-8-64-1-63-26-C	W-023924	1 x 38"	Ø28.9	Ø63.5	DN25	1348	1325	1095	1013
MHC-8-64-1-51-26-C	W-023930	1 x 38"	Ø28.9	Ø51	DN25	1348	1325	1095	1019
MHC-8-64-1-65-26-C	W-023936	1 x 38"	Ø28.9	DN65	DN25	1348	1325	1095	1010
MHC-8-64-1-50-26-C	W-023942	1 x 38"	Ø28.9	DN50	DN25	1348	1325	1095	1018



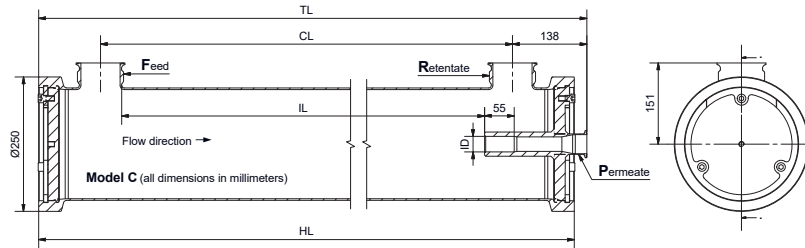
MHC-8-64bar-2-element - Model A		Element type 8038		Maximum pressure / Maximum temperature					
		Quantity	Permeate	64 barg / 85°C		Volume 72 liters		Dry weight 62 kg	
Stock number	Drawing number	7.9" dia.	ID	F&R	P	TL	HL	CL	IL
MHC-8-64-2-76-38-A	W-020152	2 x 38"	Ø28.9	Ø76	Ø38	2328	2305	2075	1984
MHC-8-64-2-63-38-A	W-023715	2 x 38"	Ø28.9	Ø63.5	Ø38	2328	2305	2075	1990
MHC-8-64-2-51-38-A	W-023721	2 x 38"	Ø28.9	Ø51	Ø38	2328	2305	2075	1996
MHC-8-64-2-65-38-A	W-023727	2 x 38"	Ø28.9	DN65	Ø38	2328	2305	2075	1987
MHC-8-64-2-50-38-A	W-023733	2 x 38"	Ø28.9	DN50	Ø38	2328	2305	2075	1995
MHC-8-64-2-76-25-A	W-023739	2 x 38"	Ø28.9	Ø76	Ø25	2328	2305	2075	1984
MHC-8-64-2-63-25-A	W-023745	2 x 38"	Ø28.9	Ø63.5	Ø25	2328	2305	2075	1990
MHC-8-64-2-51-25-A	W-023751	2 x 38"	Ø28.9	Ø51	Ø25	2328	2305	2075	1996
MHC-8-64-2-65-25-A	W-023757	2 x 38"	Ø28.9	DN65	Ø25	2328	2305	2075	1987
MHC-8-64-2-50-25-A	W-023763	2 x 38"	Ø28.9	DN50	Ø25	2328	2305	2075	1995
MHC-8-64-2-76-40-A	W-023769	2 x 38"	Ø28.9	Ø76	DN40	2328	2305	2075	1984
MHC-8-64-2-63-40-A	W-023775	2 x 38"	Ø28.9	Ø63.5	DN40	2328	2305	2075	1990
MHC-8-64-2-51-40-A	W-023781	2 x 38"	Ø28.9	Ø51	DN40	2328	2305	2075	1996
MHC-8-64-2-65-40-A	W-023787	2 x 38"	Ø28.9	DN65	DN40	2328	2305	2075	1987
MHC-8-64-2-50-40-A	W-023793	2 x 38"	Ø28.9	DN50	DN40	2328	2305	2075	1995
MHC-8-64-2-76-26-A	W-023799	2 x 38"	Ø28.9	Ø76	DN25	2328	2305	2075	1984
MHC-8-64-2-63-26-A	W-023805	2 x 38"	Ø28.9	Ø63.5	DN25	2328	2305	2075	1990
MHC-8-64-2-51-26-A	W-023811	2 x 38"	Ø28.9	Ø51	DN25	2328	2305	2075	1996
MHC-8-64-2-65-26-A	W-023817	2 x 38"	Ø28.9	DN65	DN25	2328	2305	2075	1987
MHC-8-64-2-50-26-A	W-023823	2 x 38"	Ø28.9	DN50	DN25	2328	2305	2075	1995



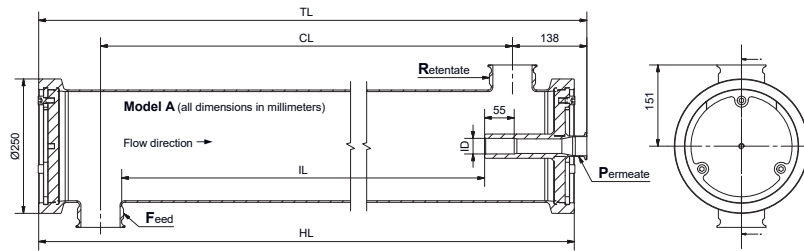
MHC-8-64bar-2-element - Model C		Element type 8038		Maximum pressure / Maximum temperature					
		Quantity	Permeate	64 barg / 85°C		Volume 72 liters		Dry weight 62 kg	
Stock number	Drawing number	7.9" dia.	ID	F&R	P	TL	HL	CL	IL
MHC-8-64-2-76-38-C	W-023829	2 x 38"	Ø28.9	Ø76	Ø38	2328	2305	2075	1984
MHC-8-64-2-63-38-C	W-023835	2 x 38"	Ø28.9	Ø63.5	Ø38	2328	2305	2075	1990
MHC-8-64-2-51-38-C	W-023841	2 x 38"	Ø28.9	Ø51	Ø38	2328	2305	2075	1996
MHC-8-64-2-65-38-C	W-023847	2 x 38"	Ø28.9	DN65	Ø38	2328	2305	2075	1987
MHC-8-64-2-50-38-C	W-023853	2 x 38"	Ø28.9	DN50	Ø38	2328	2305	2075	1995
MHC-8-64-2-76-25-C	W-023859	2 x 38"	Ø28.9	Ø76	Ø25	2328	2305	2075	1984
MHC-8-64-2-63-25-C	W-023865	2 x 38"	Ø28.9	Ø63.5	Ø25	2328	2305	2075	1990
MHC-8-64-2-51-25-C	W-023871	2 x 38"	Ø28.9	Ø51	Ø25	2328	2305	2075	1996
MHC-8-64-2-65-25-C	W-023877	2 x 38"	Ø28.9	DN65	Ø25	2328	2305	2075	1987
MHC-8-64-2-50-25-C	W-023883	2 x 38"	Ø28.9	DN50	Ø25	2328	2305	2075	1995
MHC-8-64-2-76-40-C	W-023889	2 x 38"	Ø28.9	Ø76	DN40	2328	2305	2075	1984
MHC-8-64-2-63-40-C	W-023895	2 x 38"	Ø28.9	Ø63.5	DN40	2328	2305	2075	1990
MHC-8-64-2-51-40-C	W-023901	2 x 38"	Ø28.9	Ø51	DN40	2328	2305	2075	1996
MHC-8-64-2-65-40-C	W-023907	2 x 38"	Ø28.9	DN65	DN40	2328	2305	2075	1987
MHC-8-64-2-50-40-C	W-023913	2 x 38"	Ø28.9	DN50	DN40	2328	2305	2075	1995
MHC-8-64-2-76-26-C	W-023919	2 x 38"	Ø28.9	Ø76	DN25	2328	2305	2075	1984
MHC-8-64-2-63-26-C	W-023925	2 x 38"	Ø28.9	Ø63.5	DN25	2328	2305	2075	1990
MHC-8-64-2-51-26-C	W-023931	2 x 38"	Ø28.9	Ø51	DN25	2328	2305	2075	1996
MHC-8-64-2-65-26-C	W-023937	2 x 38"	Ø28.9	DN65	DN25	2328	2305	2075	1987
MHC-8-64-2-50-26-C	W-023943	2 x 38"	Ø28.9	DN50	DN25	2328	2305	2075	1995



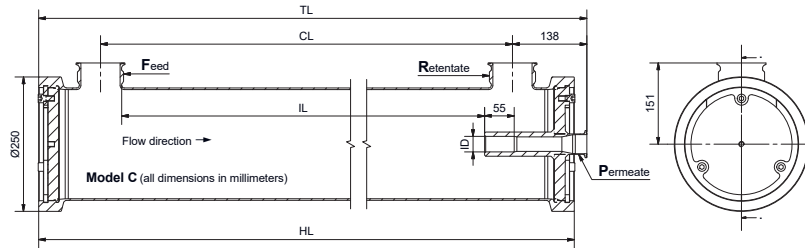
MHC-8-64bar-3-element - Model A		Element type 8038		Maximum pressure / Maximum temperature					
		Quantity	Permeate	64 barg / 85°C		Volume 104 liters		Dry weight 78 kg	
Stock number	Drawing number	7.9" dia.	ID	F&R	P	TL	HL	CL	IL
MHC-8-64-3-76-38-A	W-020153	3 x 38"	Ø28.9	Ø76	Ø38	3313	3290	3060	2969
MHC-8-64-3-63-38-A	W-023716	3 x 38"	Ø28.9	Ø63.5	Ø38	3313	3290	3060	2975
MHC-8-64-3-51-38-A	W-023722	3 x 38"	Ø28.9	Ø51	Ø38	3313	3290	3060	2981
MHC-8-64-3-65-38-A	W-023728	3 x 38"	Ø28.9	DN65	Ø38	3313	3290	3060	2972
MHC-8-64-3-50-38-A	W-023734	3 x 38"	Ø28.9	DN50	Ø38	3313	3290	3060	2980
MHC-8-64-3-76-25-A	W-023740	3 x 38"	Ø28.9	Ø76	Ø25	3313	3290	3060	2969
MHC-8-64-3-63-25-A	W-023746	3 x 38"	Ø28.9	Ø63.5	Ø25	3313	3290	3060	2975
MHC-8-64-3-51-25-A	W-023752	3 x 38"	Ø28.9	Ø51	Ø25	3313	3290	3060	2981
MHC-8-64-3-65-25-A	W-023758	3 x 38"	Ø28.9	DN65	Ø25	3313	3290	3060	2972
MHC-8-64-3-50-25-A	W-023764	3 x 38"	Ø28.9	DN50	Ø25	3313	3290	3060	2980
MHC-8-64-3-76-40-A	W-023770	3 x 38"	Ø28.9	Ø76	DN40	3313	3290	3060	2969
MHC-8-64-3-63-40-A	W-023776	3 x 38"	Ø28.9	Ø63.5	DN40	3313	3290	3060	2975
MHC-8-64-3-51-40-A	W-023782	3 x 38"	Ø28.9	Ø51	DN40	3313	3290	3060	2981
MHC-8-64-3-65-40-A	W-023788	3 x 38"	Ø28.9	DN65	DN40	3313	3290	3060	2972
MHC-8-64-3-50-40-A	W-023794	3 x 38"	Ø28.9	DN50	DN40	3313	3290	3060	2980
MHC-8-64-3-76-26-A	W-023800	3 x 38"	Ø28.9	Ø76	DN25	3313	3290	3060	2969
MHC-8-64-3-63-26-A	W-023806	3 x 38"	Ø28.9	Ø63.5	DN25	3313	3290	3060	2975
MHC-8-64-3-51-26-A	W-023812	3 x 38"	Ø28.9	Ø51	DN25	3313	3290	3060	2981
MHC-8-64-3-65-26-A	W-023818	3 x 38"	Ø28.9	DN65	DN25	3313	3290	3060	2972
MHC-8-64-3-50-26-A	W-023824	3 x 38"	Ø28.9	DN50	DN25	3313	3290	3060	2980



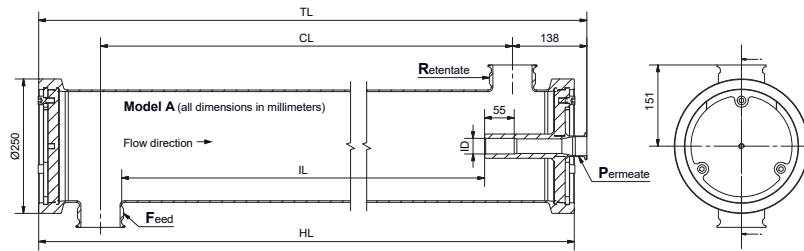
MHC-8-64bar-3-element - Model C		Element type 8038		Maximum pressure / Maximum temperature					
		Quantity	Permeate	64 barg / 85°C		Volume 104 liters		Dry weight 78 kg	
Stock number	Drawing number	7.9" dia.	ID	F&R	P	TL	HL	CL	IL
MHC-8-64-3-76-38-C	W-023830	3 x 38"	Ø28.9	Ø76	Ø38	3313	3290	3060	2969
MHC-8-64-3-63-38-C	W-023836	3 x 38"	Ø28.9	Ø63.5	Ø38	3313	3290	3060	2975
MHC-8-64-3-51-38-C	W-023842	3 x 38"	Ø28.9	Ø51	Ø38	3313	3290	3060	2981
MHC-8-64-3-65-38-C	W-023848	3 x 38"	Ø28.9	DN65	Ø38	3313	3290	3060	2972
MHC-8-64-3-50-38-C	W-023854	3 x 38"	Ø28.9	DN50	Ø38	3313	3290	3060	2980
MHC-8-64-3-76-25-C	W-023860	3 x 38"	Ø28.9	Ø76	Ø25	3313	3290	3060	2969
MHC-8-64-3-63-25-C	W-023866	3 x 38"	Ø28.9	Ø63.5	Ø25	3313	3290	3060	2975
MHC-8-64-3-51-25-C	W-023872	3 x 38"	Ø28.9	Ø51	Ø25	3313	3290	3060	2981
MHC-8-64-3-65-25-C	W-023878	3 x 38"	Ø28.9	DN65	Ø25	3313	3290	3060	2972
MHC-8-64-3-50-25-C	W-023884	3 x 38"	Ø28.9	DN50	Ø25	3313	3290	3060	2980
MHC-8-64-3-76-40-C	W-023890	3 x 38"	Ø28.9	Ø76	DN40	3313	3290	3060	2969
MHC-8-64-3-63-40-C	W-023896	3 x 38"	Ø28.9	Ø63.5	DN40	3313	3290	3060	2975
MHC-8-64-3-51-40-C	W-023902	3 x 38"	Ø28.9	Ø51	DN40	3313	3290	3060	2981
MHC-8-64-3-65-40-C	W-023908	3 x 38"	Ø28.9	DN65	DN40	3313	3290	3060	2972
MHC-8-64-3-50-40-C	W-023914	3 x 38"	Ø28.9	DN50	DN40	3313	3290	3060	2980
MHC-8-64-3-76-26-C	W-023920	3 x 38"	Ø28.9	Ø76	DN25	3313	3290	3060	2969
MHC-8-64-3-63-26-C	W-023926	3 x 38"	Ø28.9	Ø63.5	DN25	3313	3290	3060	2975
MHC-8-64-3-51-26-C	W-023932	3 x 38"	Ø28.9	Ø51	DN25	3313	3290	3060	2981
MHC-8-64-3-65-26-C	W-023938	3 x 38"	Ø28.9	DN65	DN25	3313	3290	3060	2972
MHC-8-64-3-50-26-C	W-023944	3 x 38"	Ø28.9	DN50	DN25	3313	3290	3060	2980



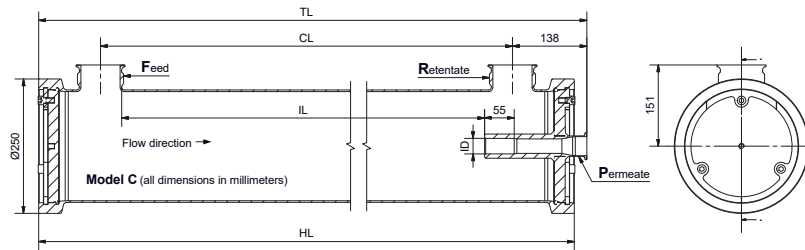
MHC-8-64bar-4-element - Model A		Element type 8038		Maximum pressure / Maximum temperature					
		Quantity	Permeate	64 barg / 85°C		Volume 136 liters		Dry weight 94 kg	
Stock number	Drawing number	7.9" dia.	ID	F&R	P	TL	HL	CL	IL
MHC-8-64-4-76-38-A	W-020154	4 x 38"	Ø28.9	Ø76	Ø38	4293	4270	4040	3949
MHC-8-64-4-63-38-A	W-023717	4 x 38"	Ø28.9	Ø63.5	Ø38	4293	4270	4040	3955
MHC-8-64-4-51-38-A	W-023723	4 x 38"	Ø28.9	Ø51	Ø38	4293	4270	4040	3961
MHC-8-64-4-65-38-A	W-023729	4 x 38"	Ø28.9	DN65	Ø38	4293	4270	4040	3952
MHC-8-64-4-50-38-A	W-023735	4 x 38"	Ø28.9	DN50	Ø38	4293	4270	4040	3960
MHC-8-64-4-76-25-A	W-023741	4 x 38"	Ø28.9	Ø76	Ø25	4293	4270	4040	3949
MHC-8-64-4-63-25-A	W-023747	4 x 38"	Ø28.9	Ø63.5	Ø25	4293	4270	4040	3955
MHC-8-64-4-51-25-A	W-023753	4 x 38"	Ø28.9	Ø51	Ø25	4293	4270	4040	3961
MHC-8-64-4-65-25-A	W-023759	4 x 38"	Ø28.9	DN65	Ø25	4293	4270	4040	3952
MHC-8-64-4-50-25-A	W-023765	4 x 38"	Ø28.9	DN50	Ø25	4293	4270	4040	3960
MHC-8-64-4-76-40-A	W-023771	4 x 38"	Ø28.9	Ø76	DN40	4293	4270	4040	3949
MHC-8-64-4-63-40-A	W-023777	4 x 38"	Ø28.9	Ø63.5	DN40	4293	4270	4040	3955
MHC-8-64-4-51-40-A	W-023783	4 x 38"	Ø28.9	Ø51	DN40	4293	4270	4040	3961
MHC-8-64-4-65-40-A	W-023789	4 x 38"	Ø28.9	DN65	DN40	4293	4270	4040	3952
MHC-8-64-4-50-40-A	W-023795	4 x 38"	Ø28.9	DN50	DN40	4293	4270	4040	3960
MHC-8-64-4-76-26-A	W-023801	4 x 38"	Ø28.9	Ø76	DN25	4293	4270	4040	3949
MHC-8-64-4-63-26-A	W-023807	4 x 38"	Ø28.9	Ø63.5	DN25	4293	4270	4040	3955
MHC-8-64-4-51-26-A	W-023813	4 x 38"	Ø28.9	Ø51	DN25	4293	4270	4040	3961
MHC-8-64-4-65-26-A	W-023819	4 x 38"	Ø28.9	DN65	DN25	4293	4270	4040	3952
MHC-8-64-4-50-26-A	W-023825	4 x 38"	Ø28.9	DN50	DN25	4293	4270	4040	3960



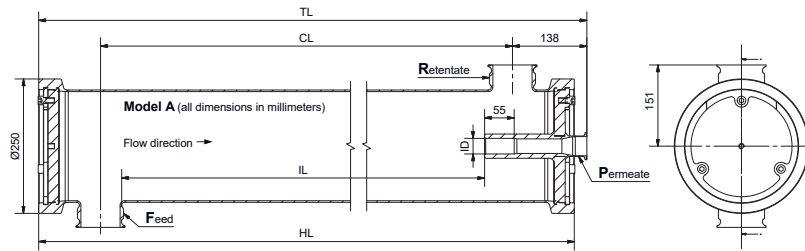
MHC-8-64bar-4-element - Model C		Element type 8038		Maximum pressure / Maximum temperature					
		Quantity	Permeate	64 barg / 85°C		Volume 136 liters		Dry weight 94 kg	
Stock number	Drawing number	7.9" dia.	ID	F&R	P	TL	HL	CL	IL
MHC-8-64-4-76-38-C	W-023831	4 x 38"	Ø28.9	Ø76	Ø38	4293	4270	4040	3949
MHC-8-64-4-63-38-C	W-023837	4 x 38"	Ø28.9	Ø63.5	Ø38	4293	4270	4040	3955
MHC-8-64-4-51-38-C	W-023843	4 x 38"	Ø28.9	Ø51	Ø38	4293	4270	4040	3961
MHC-8-64-4-65-38-C	W-023849	4 x 38"	Ø28.9	DN65	Ø38	4293	4270	4040	3952
MHC-8-64-4-50-38-C	W-023855	4 x 38"	Ø28.9	DN50	Ø38	4293	4270	4040	3960
MHC-8-64-4-76-25-C	W-023861	4 x 38"	Ø28.9	Ø76	Ø25	4293	4270	4040	3949
MHC-8-64-4-63-25-C	W-023867	4 x 38"	Ø28.9	Ø63.5	Ø25	4293	4270	4040	3955
MHC-8-64-4-51-25-C	W-023873	4 x 38"	Ø28.9	Ø51	Ø25	4293	4270	4040	3961
MHC-8-64-4-65-25-C	W-023879	4 x 38"	Ø28.9	DN65	Ø25	4293	4270	4040	3952
MHC-8-64-4-50-25-C	W-023885	4 x 38"	Ø28.9	DN50	Ø25	4293	4270	4040	3960
MHC-8-64-4-76-40-C	W-023891	4 x 38"	Ø28.9	Ø76	DN40	4293	4270	4040	3949
MHC-8-64-4-63-40-C	W-023897	4 x 38"	Ø28.9	Ø63.5	DN40	4293	4270	4040	3955
MHC-8-64-4-51-40-C	W-023903	4 x 38"	Ø28.9	Ø51	DN40	4293	4270	4040	3961
MHC-8-64-4-65-40-C	W-023909	4 x 38"	Ø28.9	DN65	DN40	4293	4270	4040	3952
MHC-8-64-4-50-40-C	W-023915	4 x 38"	Ø28.9	DN50	DN40	4293	4270	4040	3960
MHC-8-64-4-76-26-C	W-023921	4 x 38"	Ø28.9	Ø76	DN25	4293	4270	4040	3949
MHC-8-64-4-63-26-C	W-023927	4 x 38"	Ø28.9	Ø63.5	DN25	4293	4270	4040	3955
MHC-8-64-4-51-26-C	W-023933	4 x 38"	Ø28.9	Ø51	DN25	4293	4270	4040	3961
MHC-8-64-4-65-26-C	W-023939	4 x 38"	Ø28.9	DN65	DN25	4293	4270	4040	3952
MHC-8-64-4-50-26-C	W-023945	4 x 38"	Ø28.9	DN50	DN25	4293	4270	4040	3960



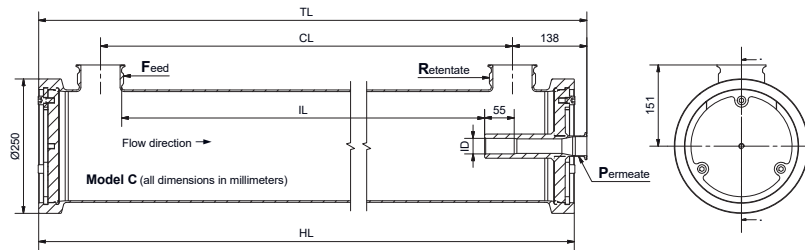
MHC-8-64bar-5-element - Model A		Element type 8038		Maximum pressure / Maximum temperature					
		Quantity	Permeate	64 barg / 85°C		Volume 168 liters		Dry weight 110 kg	
Stock number	Drawing number	7.9" dia.	ID	F&R	P	TL	HL	CL	IL
MHC-8-64-5-76-38-A	W-020155	5 x 38"	Ø28.9	Ø76	Ø38	5278	5255	5025	4934
MHC-8-64-5-63-38-A	W-023718	5 x 38"	Ø28.9	Ø63.5	Ø38	5278	5255	5025	4940
MHC-8-64-5-51-38-A	W-023724	5 x 38"	Ø28.9	Ø51	Ø38	5278	5255	5025	4946
MHC-8-64-5-65-38-A	W-023730	5 x 38"	Ø28.9	DN65	Ø38	5278	5255	5025	4937
MHC-8-64-5-50-38-A	W-023736	5 x 38"	Ø28.9	DN50	Ø38	5278	5255	5025	4945
MHC-8-64-5-76-25-A	W-023742	5 x 38"	Ø28.9	Ø76	Ø25	5278	5255	5025	4934
MHC-8-64-5-63-25-A	W-023748	5 x 38"	Ø28.9	Ø63.5	Ø25	5278	5255	5025	4940
MHC-8-64-5-51-25-A	W-023754	5 x 38"	Ø28.9	Ø51	Ø25	5278	5255	5025	4946
MHC-8-64-5-65-25-A	W-023760	5 x 38"	Ø28.9	DN65	Ø25	5278	5255	5025	4937
MHC-8-64-5-50-25-A	W-023766	5 x 38"	Ø28.9	DN50	Ø25	5278	5255	5025	4945
MHC-8-64-5-76-40-A	W-023772	5 x 38"	Ø28.9	Ø76	DN40	5278	5255	5025	4934
MHC-8-64-5-63-40-A	W-023778	5 x 38"	Ø28.9	Ø63.5	DN40	5278	5255	5025	4940
MHC-8-64-5-51-40-A	W-023784	5 x 38"	Ø28.9	Ø51	DN40	5278	5255	5025	4946
MHC-8-64-5-65-40-A	W-023790	5 x 38"	Ø28.9	DN65	DN40	5278	5255	5025	4937
MHC-8-64-5-50-40-A	W-023796	5 x 38"	Ø28.9	DN50	DN40	5278	5255	5025	4945
MHC-8-64-5-76-26-A	W-023802	5 x 38"	Ø28.9	Ø76	DN25	5278	5255	5025	4934
MHC-8-64-5-63-26-A	W-023808	5 x 38"	Ø28.9	Ø63.5	DN25	5278	5255	5025	4940
MHC-8-64-5-51-26-A	W-023814	5 x 38"	Ø28.9	Ø51	DN25	5278	5255	5025	4946
MHC-8-64-5-65-26-A	W-023820	5 x 38"	Ø28.9	DN65	DN25	5278	5255	5025	4937
MHC-8-64-5-50-26-A	W-023826	5 x 38"	Ø28.9	DN50	DN25	5278	5255	5025	4945



MHC-8-64bar-5-element - Model C		Element type 8038		Maximum pressure / Maximum temperature					
		Quantity	Permeate	64 barg / 85°C		Volume 168 liters		Dry weight 110 kg	
Stock number	Drawing number	7.9" dia.	ID	F&R	P	TL	HL	CL	IL
MHC-8-64-5-76-38-C	W-023832	5 x 38"	Ø28.9	Ø76	Ø38	5278	5255	5025	4934
MHC-8-64-5-63-38-C	W-023838	5 x 38"	Ø28.9	Ø63.5	Ø38	5278	5255	5025	4940
MHC-8-64-5-51-38-C	W-023844	5 x 38"	Ø28.9	Ø51	Ø38	5278	5255	5025	4946
MHC-8-64-5-65-38-C	W-023850	5 x 38"	Ø28.9	DN65	Ø38	5278	5255	5025	4937
MHC-8-64-5-50-38-C	W-023856	5 x 38"	Ø28.9	DN50	Ø38	5278	5255	5025	4945
MHC-8-64-5-76-25-C	W-023862	5 x 38"	Ø28.9	Ø76	Ø25	5278	5255	5025	4934
MHC-8-64-5-63-25-C	W-023868	5 x 38"	Ø28.9	Ø63.5	Ø25	5278	5255	5025	4940
MHC-8-64-5-51-25-C	W-023874	5 x 38"	Ø28.9	Ø51	Ø25	5278	5255	5025	4946
MHC-8-64-5-65-25-C	W-023880	5 x 38"	Ø28.9	DN65	Ø25	5278	5255	5025	4937
MHC-8-64-5-50-25-C	W-023886	5 x 38"	Ø28.9	DN50	Ø25	5278	5255	5025	4945
MHC-8-64-5-76-40-C	W-023892	5 x 38"	Ø28.9	Ø76	DN40	5278	5255	5025	4934
MHC-8-64-5-63-40-C	W-023898	5 x 38"	Ø28.9	Ø63.5	DN40	5278	5255	5025	4940
MHC-8-64-5-51-40-C	W-023904	5 x 38"	Ø28.9	Ø51	DN40	5278	5255	5025	4946
MHC-8-64-5-65-40-C	W-023910	5 x 38"	Ø28.9	DN65	DN40	5278	5255	5025	4937
MHC-8-64-5-50-40-C	W-023916	5 x 38"	Ø28.9	DN50	DN40	5278	5255	5025	4945
MHC-8-64-5-76-26-C	W-023922	5 x 38"	Ø28.9	Ø76	DN25	5278	5255	5025	4934
MHC-8-64-5-63-26-C	W-023928	5 x 38"	Ø28.9	Ø63.5	DN25	5278	5255	5025	4940
MHC-8-64-5-51-26-C	W-023934	5 x 38"	Ø28.9	Ø51	DN25	5278	5255	5025	4946
MHC-8-64-5-65-26-C	W-023940	5 x 38"	Ø28.9	DN65	DN25	5278	5255	5025	4937
MHC-8-64-5-50-26-C	W-023946	5 x 38"	Ø28.9	DN50	DN25	5278	5255	5025	4945



MHC-8-64bar-6-element - Model A		Element type 8038		Maximum pressure / Maximum temperature					
		Quantity	Permeate	64 barg / 85°C		Volume 200 liters		Dry weight 126 kg	
Stock number	Drawing number	7.9" dia.	ID	F&R	P	TL	HL	CL	IL
MHC-8-64-6-76-38-A	W-020156	6 x 38"	Ø28.9	Ø76	Ø38	6258	6235	6005	5914
MHC-8-64-6-63-38-A	W-023719	6 x 38"	Ø28.9	Ø63.5	Ø38	6258	6235	6005	5920
MHC-8-64-6-51-38-A	W-023725	6 x 38"	Ø28.9	Ø51	Ø38	6258	6235	6005	5926
MHC-8-64-6-65-38-A	W-023731	6 x 38"	Ø28.9	DN65	Ø38	6258	6235	6005	5917
MHC-8-64-6-50-38-A	W-023737	6 x 38"	Ø28.9	DN50	Ø38	6258	6235	6005	5925
MHC-8-64-6-76-25-A	W-023743	6 x 38"	Ø28.9	Ø76	Ø25	6258	6235	6005	5914
MHC-8-64-6-63-25-A	W-023749	6 x 38"	Ø28.9	Ø63.5	Ø25	6258	6235	6005	5920
MHC-8-64-6-51-25-A	W-023755	6 x 38"	Ø28.9	Ø51	Ø25	6258	6235	6005	5926
MHC-8-64-6-65-25-A	W-023761	6 x 38"	Ø28.9	DN65	Ø25	6258	6235	6005	5917
MHC-8-64-6-50-25-A	W-023767	6 x 38"	Ø28.9	DN50	Ø25	6258	6235	6005	5925
MHC-8-64-6-76-40-A	W-023773	6 x 38"	Ø28.9	Ø76	DN40	6258	6235	6005	5914
MHC-8-64-6-63-40-A	W-023779	6 x 38"	Ø28.9	Ø63.5	DN40	6258	6235	6005	5920
MHC-8-64-6-51-40-A	W-023785	6 x 38"	Ø28.9	Ø51	DN40	6258	6235	6005	5926
MHC-8-64-6-65-40-A	W-023791	6 x 38"	Ø28.9	DN65	DN40	6258	6235	6005	5917
MHC-8-64-6-50-40-A	W-023797	6 x 38"	Ø28.9	DN50	DN40	6258	6235	6005	5925
MHC-8-64-6-76-26-A	W-023803	6 x 38"	Ø28.9	Ø76	DN25	6258	6235	6005	5914
MHC-8-64-6-63-26-A	W-023809	6 x 38"	Ø28.9	Ø63.5	DN25	6258	6235	6005	5920
MHC-8-64-6-51-26-A	W-023815	6 x 38"	Ø28.9	Ø51	DN25	6258	6235	6005	5926
MHC-8-64-6-65-26-A	W-023821	6 x 38"	Ø28.9	DN65	DN25	6258	6235	6005	5917
MHC-8-64-6-50-26-A	W-023827	6 x 38"	Ø28.9	DN50	DN25	6258	6235	6005	5925



MHC-8-64bar-6-element - Model C		Element type 8038		Maximum pressure / Maximum temperature					
		Quantity	Permeate	64 barg / 85°C		Volume 200 liters		Dry weight 126 kg	
Stock number	Drawing number	7.9" dia.	ID	F&R	P	TL	HL	CL	IL
MHC-8-64-6-76-38-C	W-023833	6 x 38"	Ø28.9	Ø76	Ø38	6258	6235	6005	5914
MHC-8-64-6-63-38-C	W-023839	6 x 38"	Ø28.9	Ø63.5	Ø38	6258	6235	6005	5920
MHC-8-64-6-51-38-C	W-023845	6 x 38"	Ø28.9	Ø51	Ø38	6258	6235	6005	5926
MHC-8-64-6-65-38-C	W-023851	6 x 38"	Ø28.9	DN65	Ø38	6258	6235	6005	5917
MHC-8-64-6-50-38-C	W-023857	6 x 38"	Ø28.9	DN50	Ø38	6258	6235	6005	5925
MHC-8-64-6-76-25-C	W-023863	6 x 38"	Ø28.9	Ø76	Ø25	6258	6235	6005	5914
MHC-8-64-6-63-25-C	W-023869	6 x 38"	Ø28.9	Ø63.5	Ø25	6258	6235	6005	5920
MHC-8-64-6-51-25-C	W-023875	6 x 38"	Ø28.9	Ø51	Ø25	6258	6235	6005	5926
MHC-8-64-6-65-25-C	W-023881	6 x 38"	Ø28.9	DN65	Ø25	6258	6235	6005	5917
MHC-8-64-6-50-25-C	W-023887	6 x 38"	Ø28.9	DN50	Ø25	6258	6235	6005	5925
MHC-8-64-6-76-40-C	W-023893	6 x 38"	Ø28.9	Ø76	DN40	6258	6235	6005	5914
MHC-8-64-6-63-40-C	W-023899	6 x 38"	Ø28.9	Ø63.5	DN40	6258	6235	6005	5920
MHC-8-64-6-51-40-C	W-023905	6 x 38"	Ø28.9	Ø51	DN40	6258	6235	6005	5926
MHC-8-64-6-65-40-C	W-023911	6 x 38"	Ø28.9	DN65	DN40	6258	6235	6005	5917
MHC-8-64-6-50-40-C	W-023917	6 x 38"	Ø28.9	DN50	DN40	6258	6235	6005	5925
MHC-8-64-6-76-26-C	W-023923	6 x 38"	Ø28.9	Ø76	DN25	6258	6235	6005	5914
MHC-8-64-6-63-26-C	W-023929	6 x 38"	Ø28.9	Ø63.5	DN25	6258	6235	6005	5920
MHC-8-64-6-51-26-C	W-023935	6 x 38"	Ø28.9	Ø51	DN25	6258	6235	6005	5926
MHC-8-64-6-65-26-C	W-023941	6 x 38"	Ø28.9	DN65	DN25	6258	6235	6005	5917
MHC-8-64-6-50-26-C	W-023947	6 x 38"	Ø28.9	DN50	DN25	6258	6235	6005	5925