



MEMBRANE HOUSING

DETAILED OVERVIEW FOR TYPE 'MH-8-40'
MEDIUM PRESSURE - 40 BAR

FOR NF AND RO FILTRATION




In the food and beverage industry membrane housings are often used in systems to reduce or eliminate microbials to make products safe for consumption and to extend their shelf life. We produce membrane housings for membrane filtration in the food industry for liquid-containing products such as juice, beer, soy, whey, milk, milk powder, chocolate etc.



Content

Introduction	3
Regulations and Directives	3
Documentation	3
Group specifications	4
Unit specifications	4
Connections	4
MH-8-40bar-1-element - Model A	5
MH-8-40bar-1-element - Model C	5
MH-8-40bar-2-element - Model A	6
MH-8-40bar-2-element - Model C	6
MH-8-40bar-3-element - Model A	7
MH-8-40bar-3-element - Model C	7
MH-8-40bar-4-element - Model A	8
MH-8-40bar-4-element - Model C	8
MH-8-40bar-5-element - Model A	9
MH-8-40bar-5-element - Model C	9
MH-8-40bar-6-element - Model A	10
MH-8-40bar-6-element - Model C	10



Introduction

This overview is for Membrane Housings with collaring connections manufactured by Wila A/S under the category "MH" hereinafter referred to as "Membrane Housing". A Membrane Housing is a tubular pressure vessel with a single inlet (Feed) on the shell side, an unfiltered outlet (Retentate) on the shell side and a filtered outlet (Permeate) out from one of the end centers.

The membranes and ATD's, that are also required for the filtration process, are not a part of the membrane housing, but Wila's own hygienic, easy to CIP clean, stainless steel ATD's can also be supplied upon request.

The Membrane Housing is made from EN 1.4404 (AISI 316L) stainless steel with a sanitary surface finish. The inside surface roughness is $\leq 0,8 \mu\text{m}$ and the outside surface roughness is $\leq 1,6 \mu\text{m}$.

All fluid media in use with the Membrane housing must be compatible with EN 1.4404 (AISI 316L) Stainless steel.

The Membrane Housing is designed for pressures up to 40 bar and temperatures up to 70°C, but other types, sizes and pressure ratings are also available.

Regulations and Directives

The membrane housing is designed and manufactured in accordance with

- the European Commission regulation No. 2023/2006 (Good Manufacturing Practices)
- the European Parliament directive No. EN 1935/2004 (Food Contact Materials).
- the European Parliament directive No. EN 1907/2006 (Chemical Restrictions (REACH)).
- PED - Article 4.3 (SEP) in the European Parliament directive No. 2014/68/EU (Pressure Equipment Directive). The membrane housing is only designed for fluid group 2 (non-dangerous fluids).

Documentation

1. Customer drawing with description and design data table
2. Declaration of conformity
3. User Manual

As Supplement the following can be provided:

4. 3.1 material certificates according to EN 10204
5. Weld-logs with associated welding certificates according to DS/EN ISO 9601-1.

Group specifications

Group ordering codes and specifications are as listed below. A more detailed group tables with unit codes and main dimensions can be found on the following pages.

MH-8-40bar-X-element - Model _

MH	Membrane Housing with collaring connections for Feed and Retentate.	
8	The membrane housing is designed for 7.9" x 38" (8038) membranes.	
40bar	The Membrane Housing is designed for pressures up to 40 bar and temperatures up to 70°C	
X	From 1 to 6 elements	Indicates the number of elements that can be fitted.
_	Either A or C *	Indicates Feed and Retentate connection arrangement.

*Other connection arrangements are available

Unit specifications

MH-8-40-X-YY-ZZ-_

X	From 1 to 6 elements	Indicates the number of elements that can be fitted.
YY	63 - 51 - 50***	Indicates Feed and Retentate collaring connections.
ZZ	38 - 25 - 40 - 26**	Indicates Permeate end clamp ferrule connection.
_	Either A or C *	Indicates Feed and Retentate connection arrangement.

*Other connection arrangements are available

**Clamp ferrule connections sizes - Other types and sizes are available

38 - 25	translates respectively to Ø38 - Ø25	in accordance with ISO 2852-2
40 - 26	translates respectively to DN40 - DN25	in accordance with DIN 32676-A

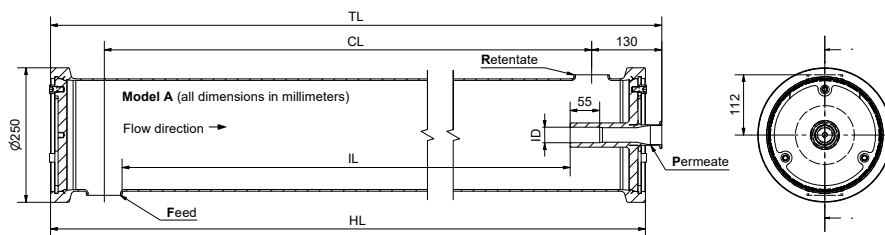
***Collaring connections sizes - Other sizes are available

63 - 51	translates respectively to Ø63.5 - Ø51
50	translates respectively to DN50

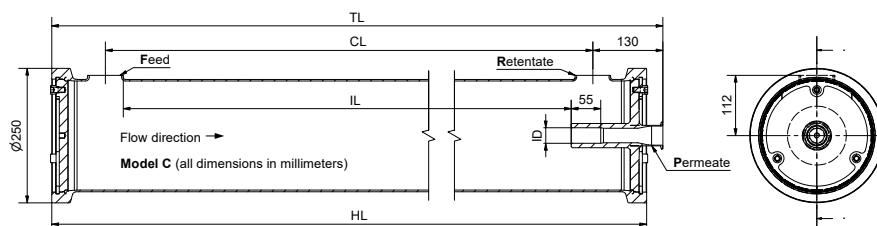
Connections

For Feed and Retentate only use weld ends with a minimum 6 mm wall thickness. For the Permeate connection an SH clamp is recommended, but always follow your fitting supplier guidelines and local legislations. The Membrane Housing should be installed with the Retentate outlet at the highest point for better air venting.

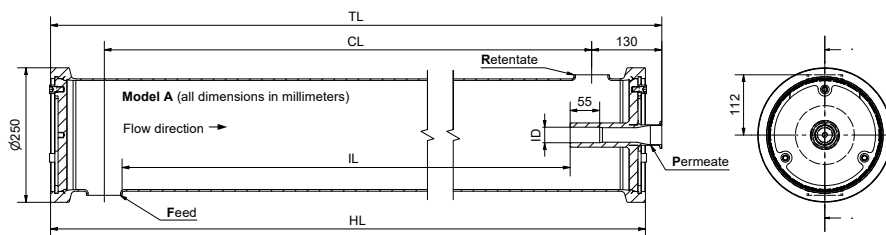
Temperature and pressure limits must be respected at all times !



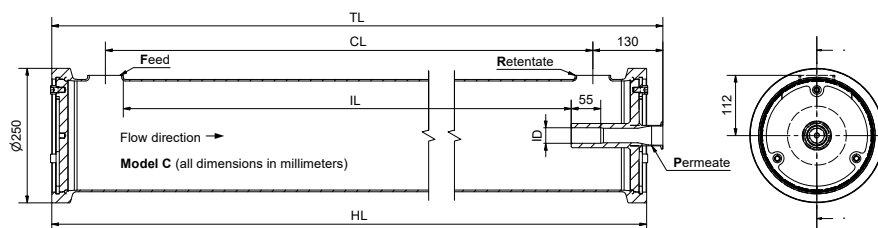
MH-8-40bar-1-element - Model A		Element type 8038		Maximum pressure / Maximum temperature					
		Quantity	Permeate	40 barg / 70°C		Volume 40 liters		Dry weight 42 kg	
Stock number	Drawing number	7.9" dia.	ID	F&R	P	TL	HL	CL	IL
MH-8-40-1-63-38-A	W-024563	1 x 38"	Ø28.9	Ø63.5	Ø38	1310	1280	1080	1007
MH-8-40-1-51-38-A	W-024569	1 x 38"	Ø28.9	Ø51	Ø38	1310	1280	1080	1013
MH-8-40-1-50-38-A	W-024575	1 x 38"	Ø28.9	DN50	Ø38	1310	1280	1080	1012
MH-8-40-1-63-25-A	W-024581	1 x 38"	Ø28.9	Ø63.5	Ø25	1310	1280	1080	1007
MH-8-40-1-51-25-A	W-024587	1 x 38"	Ø28.9	Ø51	Ø25	1310	1280	1080	1013
MH-8-40-1-50-25-A	W-024593	1 x 38"	Ø28.9	DN50	Ø25	1310	1280	1080	1012
MH-8-40-1-63-40-A	W-024599	1 x 38"	Ø28.9	Ø63.5	DN40	1310	1280	1080	1007
MH-8-40-1-51-40-A	W-024605	1 x 38"	Ø28.9	Ø51	DN40	1310	1280	1080	1013
MH-8-40-1-50-40-A	W-024611	1 x 38"	Ø28.9	DN50	DN40	1310	1280	1080	1012
MH-8-40-1-63-26-A	W-024617	1 x 38"	Ø28.9	Ø63.5	DN25	1310	1280	1080	1007
MH-8-40-1-51-26-A	W-024623	1 x 38"	Ø28.9	Ø51	DN25	1310	1280	1080	1013
MH-8-40-1-50-26-A	W-024629	1 x 38"	Ø28.9	DN50	DN25	1310	1280	1080	1012



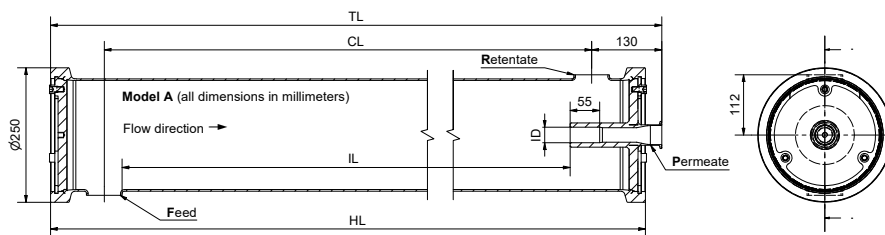
MH-8-40bar-1-element - Model C		Element type 8038		Maximum pressure / Maximum temperature					
		Quantity	Permeate	40 barg / 70°C		Volume 40 liters		Dry weight 42 kg	
Stock number	Drawing number	7.9" dia.	ID	F&R	P	TL	HL	CL	IL
MH-8-40-1-63-38-C	W-024635	1 x 38"	Ø28.9	Ø63.5	Ø38	1310	1280	1080	1007
MH-8-40-1-51-38-C	W-024641	1 x 38"	Ø28.9	Ø51	Ø38	1310	1280	1080	1013
MH-8-40-1-50-38-C	W-024647	1 x 38"	Ø28.9	DN50	Ø38	1310	1280	1080	1012
MH-8-40-1-63-25-C	W-024653	1 x 38"	Ø28.9	Ø63.5	Ø25	1310	1280	1080	1007
MH-8-40-1-51-25-C	W-024659	1 x 38"	Ø28.9	Ø51	Ø25	1310	1280	1080	1013
MH-8-40-1-50-25-C	W-024665	1 x 38"	Ø28.9	DN50	Ø25	1310	1280	1080	1012
MH-8-40-1-63-40-C	W-024671	1 x 38"	Ø28.9	Ø63.5	DN40	1310	1280	1080	1007
MH-8-40-1-51-40-C	W-024677	1 x 38"	Ø28.9	Ø51	DN40	1310	1280	1080	1013
MH-8-40-1-50-40-C	W-024683	1 x 38"	Ø28.9	DN50	DN40	1310	1280	1080	1012
MH-8-40-1-63-26-C	W-024689	1 x 38"	Ø28.9	Ø63.5	DN25	1310	1280	1080	1007
MH-8-40-1-51-26-C	W-024695	1 x 38"	Ø28.9	Ø51	DN25	1310	1280	1080	1013
MH-8-40-1-50-26-C	W-024701	1 x 38"	Ø28.9	DN50	DN25	1310	1280	1080	1012



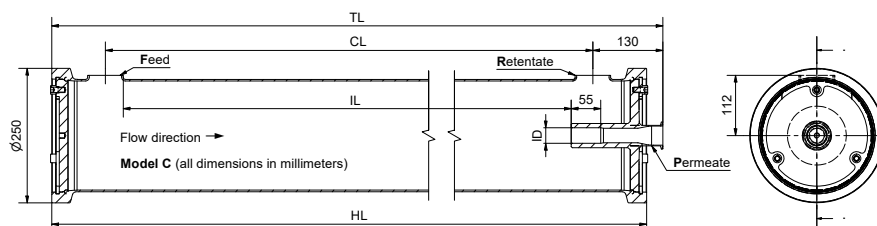
MH-8-40bar-2-element - Model A		Element type 8038		Maximum pressure / Maximum temperature					
		Quantity	Permeate	40 barg / 70°C		Volume 71 liters		Dry weight 58 kg	
Stock number	Drawing number	7.9" dia.	ID	F&R	P	TL	HL	CL	IL
MH-8-40-2-63-38-A	W-024564	2 x 38"	Ø28.9	Ø63.5	Ø38	2290	2260	2060	1987
MH-8-40-2-51-38-A	W-024570	2 x 38"	Ø28.9	Ø51	Ø38	2290	2260	2060	1993
MH-8-40-2-50-38-A	W-024576	2 x 38"	Ø28.9	DN50	Ø38	2290	2260	2060	1992
MH-8-40-2-63-25-A	W-024582	2 x 38"	Ø28.9	Ø63.5	Ø25	2290	2260	2060	1987
MH-8-40-2-51-25-A	W-024588	2 x 38"	Ø28.9	Ø51	Ø25	2290	2260	2060	1993
MH-8-40-2-50-25-A	W-024594	2 x 38"	Ø28.9	DN50	Ø25	2290	2260	2060	1992
MH-8-40-2-63-40-A	W-024600	2 x 38"	Ø28.9	Ø63.5	DN40	2290	2260	2060	1987
MH-8-40-2-51-40-A	W-024606	2 x 38"	Ø28.9	Ø51	DN40	2290	2260	2060	1993
MH-8-40-2-50-40-A	W-024612	2 x 38"	Ø28.9	DN50	DN40	2290	2260	2060	1992
MH-8-40-2-63-26-A	W-024618	2 x 38"	Ø28.9	Ø63.5	DN25	2290	2260	2060	1987
MH-8-40-2-51-26-A	W-024624	2 x 38"	Ø28.9	Ø51	DN25	2290	2260	2060	1993
MH-8-40-2-50-26-A	W-024630	2 x 38"	Ø28.9	DN50	DN25	2290	2260	2060	1992



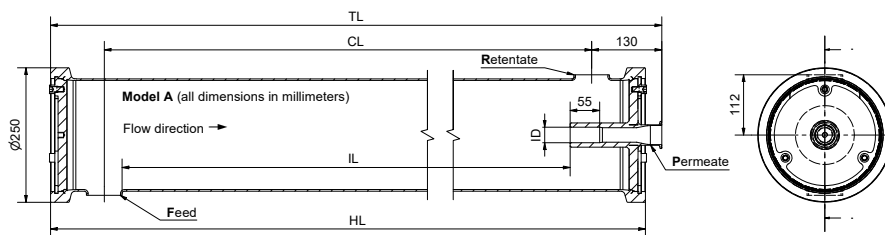
MH-8-40bar-2-element - Model C		Element type 8038		Maximum pressure / Maximum temperature					
		Quantity	Permeate	40 barg / 70°C		Volume 71 liters		Dry weight 58 kg	
Stock number	Drawing number	7.9" dia.	ID	F&R	P	TL	HL	CL	IL
MH-8-40-2-63-38-C	W-024636	2 x 38"	Ø28.9	Ø63.5	Ø38	2290	2260	2060	1987
MH-8-40-2-51-38-C	W-024642	2 x 38"	Ø28.9	Ø51	Ø38	2290	2260	2060	1993
MH-8-40-2-50-38-C	W-024648	2 x 38"	Ø28.9	DN50	Ø38	2290	2260	2060	1992
MH-8-40-2-63-25-C	W-024654	2 x 38"	Ø28.9	Ø63.5	Ø25	2290	2260	2060	1987
MH-8-40-2-51-25-C	W-024660	2 x 38"	Ø28.9	Ø51	Ø25	2290	2260	2060	1993
MH-8-40-2-50-25-C	W-024666	2 x 38"	Ø28.9	DN50	Ø25	2290	2260	2060	1992
MH-8-40-2-63-40-C	W-024672	2 x 38"	Ø28.9	Ø63.5	DN40	2290	2260	2060	1987
MH-8-40-2-51-40-C	W-024678	2 x 38"	Ø28.9	Ø51	DN40	2290	2260	2060	1993
MH-8-40-2-50-40-C	W-024684	2 x 38"	Ø28.9	DN50	DN40	2290	2260	2060	1992
MH-8-40-2-63-26-C	W-024690	2 x 38"	Ø28.9	Ø63.5	DN25	2290	2260	2060	1987
MH-8-40-2-51-26-C	W-024696	2 x 38"	Ø28.9	Ø51	DN25	2290	2260	2060	1993
MH-8-40-2-50-26-C	W-024702	2 x 38"	Ø28.9	DN50	DN25	2290	2260	2060	1992



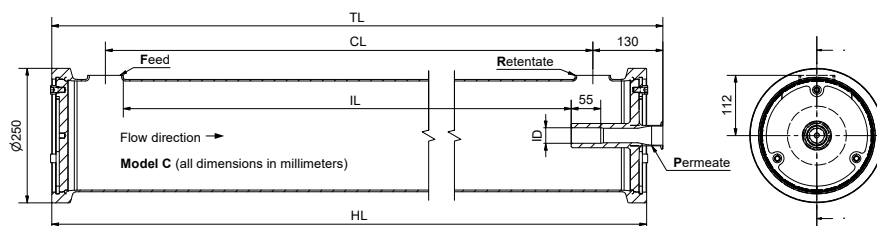
MH-8-40bar-3-element - Model A		Element type 8038		Maximum pressure / Maximum temperature					
		Quantity	Permeate	40 barg / 70°C		Volume 103 liters		Dry weight 74 kg	
Stock number	Drawing number	7.9" dia.	ID	F&R	P	TL	HL	CL	IL
MH-8-40-3-63-38-A	W-024565	3 x 38"	Ø28.9	Ø63.5	Ø38	3275	3245	3045	2972
MH-8-40-3-51-38-A	W-024571	3 x 38"	Ø28.9	Ø51	Ø38	3275	3245	3045	2978
MH-8-40-3-50-38-A	W-024577	3 x 38"	Ø28.9	DN50	Ø38	3275	3245	3045	2977
MH-8-40-3-63-25-A	W-024583	3 x 38"	Ø28.9	Ø63.5	Ø25	3275	3245	3045	2972
MH-8-40-3-51-25-A	W-024589	3 x 38"	Ø28.9	Ø51	Ø25	3275	3245	3045	2978
MH-8-40-3-50-25-A	W-024595	3 x 38"	Ø28.9	DN50	Ø25	3275	3245	3045	2977
MH-8-40-3-63-40-A	W-024601	3 x 38"	Ø28.9	Ø63.5	DN40	3275	3245	3045	2972
MH-8-40-3-51-40-A	W-024607	3 x 38"	Ø28.9	Ø51	DN40	3275	3245	3045	2978
MH-8-40-3-50-40-A	W-024613	3 x 38"	Ø28.9	DN50	DN40	3275	3245	3045	2977
MH-8-40-3-63-26-A	W-024619	3 x 38"	Ø28.9	Ø63.5	DN25	3275	3245	3045	2972
MH-8-40-3-51-26-A	W-024625	3 x 38"	Ø28.9	Ø51	DN25	3275	3245	3045	2978
MH-8-40-3-50-26-A	W-024631	3 x 38"	Ø28.9	DN50	DN25	3275	3245	3045	2977



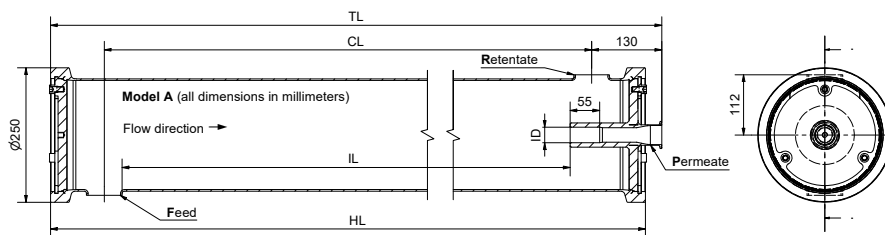
MH-8-40bar-3-element - Model C		Element type 8038		Maximum pressure / Maximum temperature					
		Quantity	Permeate	40 barg / 70°C		Volume 103 liters		Dry weight 74 kg	
Stock number	Drawing number	7.9" dia.	ID	F&R	P	TL	HL	CL	IL
MH-8-40-3-63-38-C	W-024637	3 x 38"	Ø28.9	Ø63.5	Ø38	3275	3245	3045	2972
MH-8-40-3-51-38-C	W-024643	3 x 38"	Ø28.9	Ø51	Ø38	3275	3245	3045	2978
MH-8-40-3-50-38-C	W-024649	3 x 38"	Ø28.9	DN50	Ø38	3275	3245	3045	2977
MH-8-40-3-63-25-C	W-024655	3 x 38"	Ø28.9	Ø63.5	Ø25	3275	3245	3045	2972
MH-8-40-3-51-25-C	W-024661	3 x 38"	Ø28.9	Ø51	Ø25	3275	3245	3045	2978
MH-8-40-3-50-25-C	W-024667	3 x 38"	Ø28.9	DN50	Ø25	3275	3245	3045	2977
MH-8-40-3-63-40-C	W-024673	3 x 38"	Ø28.9	Ø63.5	DN40	3275	3245	3045	2972
MH-8-40-3-51-40-C	W-024679	3 x 38"	Ø28.9	Ø51	DN40	3275	3245	3045	2978
MH-8-40-3-50-40-C	W-024685	3 x 38"	Ø28.9	DN50	DN40	3275	3245	3045	2977
MH-8-40-3-63-26-C	W-024691	3 x 38"	Ø28.9	Ø63.5	DN25	3275	3245	3045	2972
MH-8-40-3-51-26-C	W-024697	3 x 38"	Ø28.9	Ø51	DN25	3275	3245	3045	2978
MH-8-40-3-50-26-C	W-024703	3 x 38"	Ø28.9	DN50	DN25	3275	3245	3045	2977



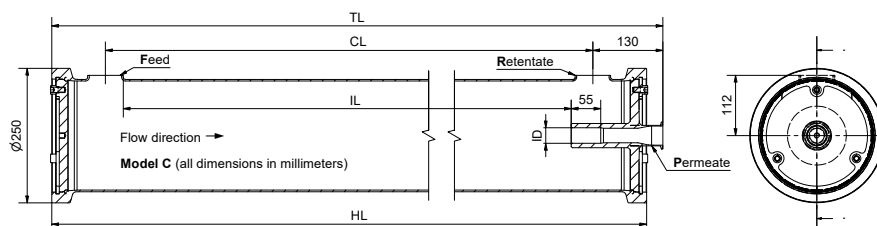
MH-8-40bar-4-element - Model A		Element type 8038		Maximum pressure / Maximum temperature					
		Quantity	Permeate	40 barg / 70°C		Volume 135 liters		Dry weight 90 kg	
Stock number	Drawing number	7.9" dia.	ID	F&R	P	TL	HL	CL	IL
MH-8-40-4-63-38-A	W-024566	4 x 38"	Ø28.9	Ø63.5	Ø38	4255	4225	4025	3952
MH-8-40-4-51-38-A	W-024572	4 x 38"	Ø28.9	Ø51	Ø38	4255	4225	4025	3958
MH-8-40-4-50-38-A	W-024578	4 x 38"	Ø28.9	DN50	Ø38	4255	4225	4025	3957
MH-8-40-4-63-25-A	W-024584	4 x 38"	Ø28.9	Ø63.5	Ø25	4255	4225	4025	3952
MH-8-40-4-51-25-A	W-024590	4 x 38"	Ø28.9	Ø51	Ø25	4255	4225	4025	3958
MH-8-40-4-50-25-A	W-024596	4 x 38"	Ø28.9	DN50	Ø25	4255	4225	4025	3957
MH-8-40-4-63-40-A	W-024602	4 x 38"	Ø28.9	Ø63.5	DN40	4255	4225	4025	3952
MH-8-40-4-51-40-A	W-024608	4 x 38"	Ø28.9	Ø51	DN40	4255	4225	4025	3958
MH-8-40-4-50-40-A	W-024614	4 x 38"	Ø28.9	DN50	DN40	4255	4225	4025	3957
MH-8-40-4-63-26-A	W-024620	4 x 38"	Ø28.9	Ø63.5	DN25	4255	4225	4025	3952
MH-8-40-4-51-26-A	W-024626	4 x 38"	Ø28.9	Ø51	DN25	4255	4225	4025	3958
MH-8-40-4-50-26-A	W-024632	4 x 38"	Ø28.9	DN50	DN25	4255	4225	4025	3957



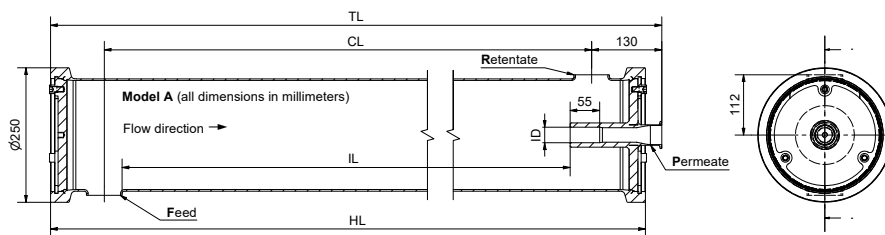
MH-8-40bar-4-element - Model C		Element type 8038		Maximum pressure / Maximum temperature					
		Quantity	Permeate	40 barg / 70°C		Volume 135 liters		Dry weight 90 kg	
Stock number	Drawing number	7.9" dia.	ID	F&R	P	TL	HL	CL	IL
MH-8-40-4-63-38-C	W-024638	4 x 38"	Ø28.9	Ø63.5	Ø38	4255	4225	4025	3952
MH-8-40-4-51-38-C	W-024644	4 x 38"	Ø28.9	Ø51	Ø38	4255	4225	4025	3958
MH-8-40-4-50-38-C	W-024650	4 x 38"	Ø28.9	DN50	Ø38	4255	4225	4025	3957
MH-8-40-4-63-25-C	W-024656	4 x 38"	Ø28.9	Ø63.5	Ø25	4255	4225	4025	3952
MH-8-40-4-51-25-C	W-024662	4 x 38"	Ø28.9	Ø51	Ø25	4255	4225	4025	3958
MH-8-40-4-50-25-C	W-024668	4 x 38"	Ø28.9	DN50	Ø25	4255	4225	4025	3957
MH-8-40-4-63-40-C	W-024674	4 x 38"	Ø28.9	Ø63.5	DN40	4255	4225	4025	3952
MH-8-40-4-51-40-C	W-024680	4 x 38"	Ø28.9	Ø51	DN40	4255	4225	4025	3958
MH-8-40-4-50-40-C	W-024686	4 x 38"	Ø28.9	DN50	DN40	4255	4225	4025	3957
MH-8-40-4-63-26-C	W-024692	4 x 38"	Ø28.9	Ø63.5	DN25	4255	4225	4025	3952
MH-8-40-4-51-26-C	W-024698	4 x 38"	Ø28.9	Ø51	DN25	4255	4225	4025	3958
MH-8-40-4-50-26-C	W-024704	4 x 38"	Ø28.9	DN50	DN25	4255	4225	4025	3957



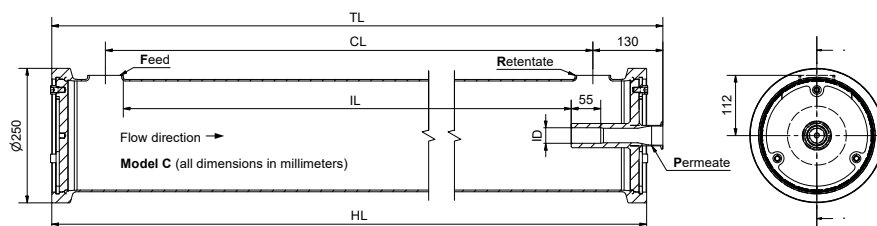
MH-8-40bar-5-element - Model A		Element type 8038		Maximum pressure / Maximum temperature					
		Quantity	Permeate	40 barg / 70°C		Volume 167 liters		Dry weight 106 kg	
Stock number	Drawing number	7.9" dia.	ID	F&R	P	TL	HL	CL	IL
MH-8-40-5-63-38-A	W-024567	5 x 38"	Ø28.9	Ø63.5	Ø38	5240	5210	5010	4937
MH-8-40-5-51-38-A	W-024573	5 x 38"	Ø28.9	Ø51	Ø38	5240	5210	5010	4943
MH-8-40-5-50-38-A	W-024579	5 x 38"	Ø28.9	DN50	Ø38	5240	5210	5010	4942
MH-8-40-5-63-25-A	W-024585	5 x 38"	Ø28.9	Ø63.5	Ø25	5240	5210	5010	4937
MH-8-40-5-51-25-A	W-024591	5 x 38"	Ø28.9	Ø51	Ø25	5240	5210	5010	4943
MH-8-40-5-50-25-A	W-024597	5 x 38"	Ø28.9	DN50	Ø25	5240	5210	5010	4942
MH-8-40-5-63-40-A	W-024603	5 x 38"	Ø28.9	Ø63.5	DN40	5240	5210	5010	4937
MH-8-40-5-51-40-A	W-024609	5 x 38"	Ø28.9	Ø51	DN40	5240	5210	5010	4943
MH-8-40-5-50-40-A	W-024615	5 x 38"	Ø28.9	DN50	DN40	5240	5210	5010	4942
MH-8-40-5-63-26-A	W-024621	5 x 38"	Ø28.9	Ø63.5	DN25	5240	5210	5010	4937
MH-8-40-5-51-26-A	W-024627	5 x 38"	Ø28.9	Ø51	DN25	5240	5210	5010	4943
MH-8-40-5-50-26-A	W-024633	5 x 38"	Ø28.9	DN50	DN25	5240	5210	5010	4942



MH-8-40bar-5-element - Model C		Element type 8038		Maximum pressure / Maximum temperature					
		Quantity	Permeate	40 barg / 70°C		Volume 167 liters		Dry weight 106 kg	
Stock number	Drawing number	7.9" dia.	ID	F&R	P	TL	HL	CL	IL
MH-8-40-5-63-38-C	W-024639	5 x 38"	Ø28.9	Ø63.5	Ø38	5240	5210	5010	4937
MH-8-40-5-51-38-C	W-024645	5 x 38"	Ø28.9	Ø51	Ø38	5240	5210	5010	4943
MH-8-40-5-50-38-C	W-024651	5 x 38"	Ø28.9	DN50	Ø38	5240	5210	5010	4942
MH-8-40-5-63-25-C	W-024657	5 x 38"	Ø28.9	Ø63.5	Ø25	5240	5210	5010	4937
MH-8-40-5-51-25-C	W-024663	5 x 38"	Ø28.9	Ø51	Ø25	5240	5210	5010	4943
MH-8-40-5-50-25-C	W-024669	5 x 38"	Ø28.9	DN50	Ø25	5240	5210	5010	4942
MH-8-40-5-63-40-C	W-024675	5 x 38"	Ø28.9	Ø63.5	DN40	5240	5210	5010	4937
MH-8-40-5-51-40-C	W-024681	5 x 38"	Ø28.9	Ø51	DN40	5240	5210	5010	4943
MH-8-40-5-50-40-C	W-024687	5 x 38"	Ø28.9	DN50	DN40	5240	5210	5010	4942
MH-8-40-5-63-26-C	W-024693	5 x 38"	Ø28.9	Ø63.5	DN25	5240	5210	5010	4937
MH-8-40-5-51-26-C	W-024699	5 x 38"	Ø28.9	Ø51	DN25	5240	5210	5010	4943
MH-8-40-5-50-26-C	W-024705	5 x 38"	Ø28.9	DN50	DN25	5240	5210	5010	4942



MH-8-40bar-6-element - Model A		Element type 8038		Maximum pressure / Maximum temperature					
		Quantity	Permeate	40 barg / 70°C		Volume 199 liters		Dry weight 122 kg	
Stock number	Drawing number	7.9" dia.	ID	F&R	P	TL	HL	CL	IL
MH-8-40-6-63-38-A	W-024568	6 x 38"	Ø28.9	Ø63.5	Ø38	6220	6190	5990	5917
MH-8-40-6-51-38-A	W-024574	6 x 38"	Ø28.9	Ø51	Ø38	6220	6190	5990	5923
MH-8-40-6-50-38-A	W-024580	6 x 38"	Ø28.9	DN50	Ø38	6220	6190	5990	5922
MH-8-40-6-63-25-A	W-024586	6 x 38"	Ø28.9	Ø63.5	Ø25	6220	6190	5990	5917
MH-8-40-6-51-25-A	W-024592	6 x 38"	Ø28.9	Ø51	Ø25	6220	6190	5990	5923
MH-8-40-6-50-25-A	W-024598	6 x 38"	Ø28.9	DN50	Ø25	6220	6190	5990	5922
MH-8-40-6-63-40-A	W-024604	6 x 38"	Ø28.9	Ø63.5	DN40	6220	6190	5990	5917
MH-8-40-6-51-40-A	W-024610	6 x 38"	Ø28.9	Ø51	DN40	6220	6190	5990	5923
MH-8-40-6-50-40-A	W-024616	6 x 38"	Ø28.9	DN50	DN40	6220	6190	5990	5922
MH-8-40-6-63-26-A	W-024622	6 x 38"	Ø28.9	Ø63.5	DN25	6220	6190	5990	5917
MH-8-40-6-51-26-A	W-024628	6 x 38"	Ø28.9	Ø51	DN25	6220	6190	5990	5923
MH-8-40-6-50-26-A	W-024634	6 x 38"	Ø28.9	DN50	DN25	6220	6190	5990	5922



MH-8-40bar-6-element - Model C		Element type 8038		Maximum pressure / Maximum temperature					
		Quantity	Permeate	40 barg / 70°C		Volume 199 liters		Dry weight 122 kg	
Stock number	Drawing number	7.9" dia.	ID	F&R	P	TL	HL	CL	IL
MH-8-40-6-63-38-C	W-024640	6 x 38"	Ø28.9	Ø63.5	Ø38	6220	6190	5990	5917
MH-8-40-6-51-38-C	W-024646	6 x 38"	Ø28.9	Ø51	Ø38	6220	6190	5990	5923
MH-8-40-6-50-38-C	W-024652	6 x 38"	Ø28.9	DN50	Ø38	6220	6190	5990	5922
MH-8-40-6-63-25-C	W-024658	6 x 38"	Ø28.9	Ø63.5	Ø25	6220	6190	5990	5917
MH-8-40-6-51-25-C	W-024664	6 x 38"	Ø28.9	Ø51	Ø25	6220	6190	5990	5923
MH-8-40-6-50-25-C	W-024670	6 x 38"	Ø28.9	DN50	Ø25	6220	6190	5990	5922
MH-8-40-6-63-40-C	W-024676	6 x 38"	Ø28.9	Ø63.5	DN40	6220	6190	5990	5917
MH-8-40-6-51-40-C	W-024682	6 x 38"	Ø28.9	Ø51	DN40	6220	6190	5990	5923
MH-8-40-6-50-40-C	W-024688	6 x 38"	Ø28.9	DN50	DN40	6220	6190	5990	5922
MH-8-40-6-63-26-C	W-024694	6 x 38"	Ø28.9	Ø63.5	DN25	6220	6190	5990	5917
MH-8-40-6-51-26-C	W-024700	6 x 38"	Ø28.9	Ø51	DN25	6220	6190	5990	5923
MH-8-40-6-50-26-C	W-024706	6 x 38"	Ø28.9	DN50	DN25	6220	6190	5990	5922