


MEMBRANE HOUSING

DETAILED OVERVIEW FOR TYPE 'MH-6-16'
LOW PRESSURE - 16 BAR

FOR MF AND UF FILTRATION




In the food and beverage industry membrane housings are often used in systems to reduce or eliminate microbials to make products safe for consumption and to extend their shelf life. We produce membrane housings for membrane filtration in the food industry for liquid-containing products such as juice, beer, soy, whey, milk, milk powder, chocolate etc.



Content

Introduction	3
Regulations and Directives	3
Documentation	3
Group specifications	4
Unit specifications	4
Connections	4
MH-6-16bar-1-element - Model A	5
MH-6-16bar-1-element - Model C	6
MH-6-16bar-2-element - Model A	7
MH-6-16bar-2-element - Model C	8
MH-6-16bar-3-element - Model A	9
MH-6-16bar-3-element - Model C	10
MH-6-16bar-4-element - Model A	11
MH-6-16bar-4-element - Model C	12
MH-6-16bar-5-element - Model A	13
MH-6-16bar-5-element - Model C	14
MH-6-16bar-6-element - Model A	15
MH-6-16bar-6-element - Model C	16



Introduction

This overview is for Membrane Housings with collaring connections manufactured by Wila A/S under the category "MH" hereinafter referred to as "Membrane Housing". A Membrane Housing is a tubular pressure vessel with a single inlet (Feed) on the shell side, an unfiltered outlet (Retentate) on the shell side and a filtered outlet (Permeate) out from one of the end centers.

The membranes and ATD's, that are also required for the filtration process, are not a part of the membrane housing, but Wila's own hygienic, easy to CIP clean, stainless steel ATD's can also be supplied upon request.

The Membrane Housing is made from EN 1.4404 (AISI 316L) stainless steel with a sanitary surface finish. The inside surface roughness is $\leq 0,8 \mu\text{m}$ and the outside surface roughness is $\leq 1,6 \mu\text{m}$.

All fluid media in use with the Membrane housing must be compatible with EN 1.4404 (AISI 316L) Stainless steel.

The Membrane Housing is designed for pressures up to 16 bar and temperatures up to 70°C, but other types, sizes and pressure ratings are also available.

Regulations and Directives

The membrane housing is designed and manufactured in accordance with

- the European Commission regulation No. 2023/2006 (Good Manufacturing Practices)
- the European Parliament directive No. EN 1935/2004 (Food Contact Materials).
- the European Parliament directive No. EN 1907/2006 (Chemical Restrictions (REACH)).
- PED - Article 4.3 (SEP) in the European Parliament directive No. 2014/68/EU (Pressure Equipment Directive). The membrane housing is only designed for fluid group 2 (non-dangerous fluids).

Documentation

1. Customer drawing with description and design data table
2. Declaration of conformity
3. User Manual

As Supplement the following can be provided:

4. 3.1 material certificates according to EN 10204
5. Weld-logs with associated welding certificates according to DS/EN ISO 9601-1.

Group specifications

Group ordering codes and specifications are as listed below. A more detailed group tables with unit codes and main dimensions can be found on the following pages.

MH-6-16bar-X-element – Model _

MH	Membrane Housing with collaring connections for Feed and Retentate.	
6	The membrane housing is designed for 6.3" x 38" (6338) membranes.	
16bar	The Membrane Housing is designed for pressures up to 16 bar and temperatures up to 70°C	
X	From 1 to 6 elements	Indicates the number of elements that can be fitted.
_	Either A or C *	Indicates Feed and Retentate connection arrangement.

*Other connection arrangements are available

Unit specifications

MH-6-16-X-YY-ZZ-_

X	From 1 to 6 elements	Indicates the number of elements that can be fitted.
YY	76 - 65 - 63 - 51 - 50***	Indicates Feed and Retentate collaring connections.
ZZ	38 - 25 - 40 - 26**	Indicates Permeate end clamp ferrule connection.
_	Either A or C *	Indicates Feed and Retentate connection arrangement.

*Other connection arrangements are available

**Clamp ferrule connections sizes - Other types and sizes are available

38 - 25	translates respectively to Ø38 - Ø25	in accordance with ISO 2852-2
40 - 26	translates respectively to DN40 - DN25	in accordance with DIN 32676-A

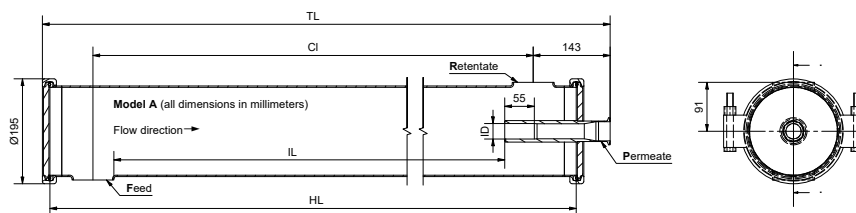
***Collaring connections sizes - Other sizes are available

76 - 63 - 51	translates respectively to Ø76 - Ø63.5 - Ø51
65 - 50	translates respectively to DN65 - DN50

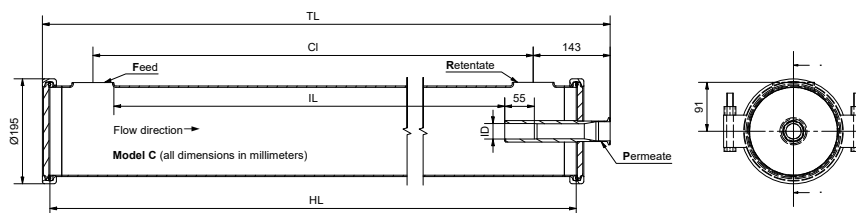
Connections

For Feed and Retentate only use weld ends with a minimum 2 mm wall thickness. For the Permeate connection an SH clamp is recommended, but always follow your fitting supplier guidelines and local legislations. The Membrane Housing should be installed with the Retentate outlet at the highest point for better air venting.

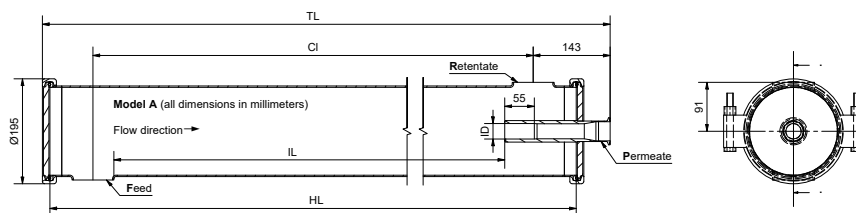
Temperature and pressure limits must be respected at all times !



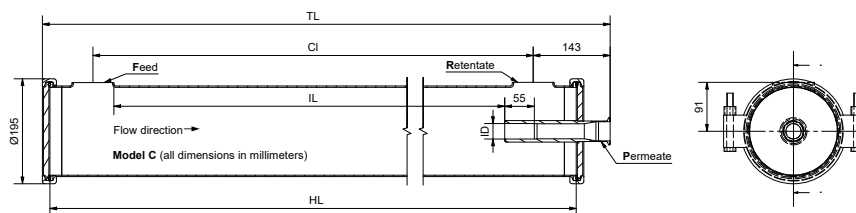
MH-6-16bar-1-element - Model A		Element type 6338		Maximum pressure / Maximum temperature					
		Quantity	Permeate	16 barg / 70°C		Volume 27 liters		Dry weight 25 kg	
Stock number	Drawing number	6.3" dia.	ID	F&R	P	TL	HL	CL	IL
MH-6-16-1-76-38-A	W-021803	1 x 38"	Ø28.9	Ø76	Ø38	1342	1265	1105	1013
MH-6-16-1-63-38-A	W-024329	1 x 38"	Ø28.9	Ø63.5	Ø38	1342	1265	1105	1019
MH-6-16-1-51-38-A	W-024335	1 x 38"	Ø28.9	Ø51	Ø38	1342	1265	1105	1025
MH-6-16-1-65-38-A	W-024341	1 x 38"	Ø28.9	DN65	Ø38	1342	1265	1105	1016
MH-6-16-1-50-38-A	W-024347	1 x 38"	Ø28.9	DN50	Ø38	1342	1265	1105	1024
MH-6-16-1-76-25-A	W-024353	1 x 38"	Ø28.9	Ø76	Ø25	1342	1265	1105	1013
MH-6-16-1-63-25-A	W-024359	1 x 38"	Ø28.9	Ø63.5	Ø25	1342	1265	1105	1019
MH-6-16-1-51-25-A	W-024365	1 x 38"	Ø28.9	Ø51	Ø25	1342	1265	1105	1025
MH-6-16-1-65-25-A	W-024371	1 x 38"	Ø28.9	DN65	Ø25	1342	1265	1105	1016
MH-6-16-1-50-25-A	W-024377	1 x 38"	Ø28.9	DN50	Ø25	1342	1265	1105	1024
MH-6-16-1-76-40-A	W-024383	1 x 38"	Ø28.9	Ø76	DN40	1342	1265	1105	1013
MH-6-16-1-63-40-A	W-024389	1 x 38"	Ø28.9	Ø63.5	DN40	1342	1265	1105	1019
MH-6-16-1-51-40-A	W-024395	1 x 38"	Ø28.9	Ø51	DN40	1342	1265	1105	1025
MH-6-16-1-65-40-A	W-024401	1 x 38"	Ø28.9	DN65	DN40	1342	1265	1105	1016
MH-6-16-1-50-40-A	W-024407	1 x 38"	Ø28.9	DN50	DN40	1342	1265	1105	1024
MH-6-16-1-76-26-A	W-024413	1 x 38"	Ø28.9	Ø76	DN25	1342	1265	1105	1013
MH-6-16-1-63-26-A	W-024419	1 x 38"	Ø28.9	Ø63.5	DN25	1342	1265	1105	1019
MH-6-16-1-51-26-A	W-024425	1 x 38"	Ø28.9	Ø51	DN25	1342	1265	1105	1025
MH-6-16-1-65-26-A	W-024431	1 x 38"	Ø28.9	DN65	DN25	1342	1265	1105	1016
MH-6-16-1-50-26-A	W-024437	1 x 38"	Ø28.9	DN50	DN25	1342	1265	1105	1024



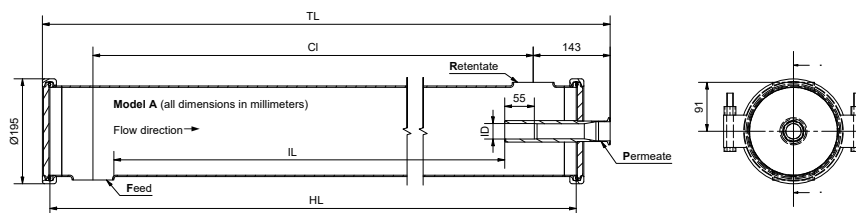
MH-6-16bar-1-element - Model C		Element type 6338		Maximum pressure / Maximum temperature					
		Quantity	Permeate	16 barg / 70°C		Volume 27 liters		Dry weight 25 kg	
Stock number	Drawing number	6.3" dia.	ID	F&R	P	TL	HL	CL	IL
MH-6-16-1-76-38-C	W-024443	1 x 38"	Ø28.9	Ø76	Ø38	1342	1265	1105	1013
MH-6-16-1-63-38-C	W-024449	1 x 38"	Ø28.9	Ø63.5	Ø38	1342	1265	1105	1019
MH-6-16-1-51-38-C	W-024455	1 x 38"	Ø28.9	Ø51	Ø38	1342	1265	1105	1025
MH-6-16-1-65-38-C	W-024461	1 x 38"	Ø28.9	DN65	Ø38	1342	1265	1105	1016
MH-6-16-1-50-38-C	W-024467	1 x 38"	Ø28.9	DN50	Ø38	1342	1265	1105	1024
MH-6-16-1-76-25-C	W-024473	1 x 38"	Ø28.9	Ø76	Ø25	1342	1265	1105	1013
MH-6-16-1-63-25-C	W-024479	1 x 38"	Ø28.9	Ø63.5	Ø25	1342	1265	1105	1019
MH-6-16-1-51-25-C	W-024485	1 x 38"	Ø28.9	Ø51	Ø25	1342	1265	1105	1025
MH-6-16-1-65-25-C	W-024491	1 x 38"	Ø28.9	DN65	Ø25	1342	1265	1105	1016
MH-6-16-1-50-25-C	W-024497	1 x 38"	Ø28.9	DN50	Ø25	1342	1265	1105	1024
MH-6-16-1-76-40-C	W-024503	1 x 38"	Ø28.9	Ø76	DN40	1342	1265	1105	1013
MH-6-16-1-63-40-C	W-024509	1 x 38"	Ø28.9	Ø63.5	DN40	1342	1265	1105	1019
MH-6-16-1-51-40-C	W-024515	1 x 38"	Ø28.9	Ø51	DN40	1342	1265	1105	1025
MH-6-16-1-65-40-C	W-024521	1 x 38"	Ø28.9	DN65	DN40	1342	1265	1105	1016
MH-6-16-1-50-40-C	W-024527	1 x 38"	Ø28.9	DN50	DN40	1342	1265	1105	1024
MH-6-16-1-76-26-C	W-024533	1 x 38"	Ø28.9	Ø76	DN25	1342	1265	1105	1013
MH-6-16-1-63-26-C	W-024539	1 x 38"	Ø28.9	Ø63.5	DN25	1342	1265	1105	1019
MH-6-16-1-51-26-C	W-024545	1 x 38"	Ø28.9	Ø51	DN25	1342	1265	1105	1025
MH-6-16-1-65-26-C	W-024551	1 x 38"	Ø28.9	DN65	DN25	1342	1265	1105	1016
MH-6-16-1-50-26-C	W-024557	1 x 38"	Ø28.9	DN50	DN25	1342	1265	1105	1024



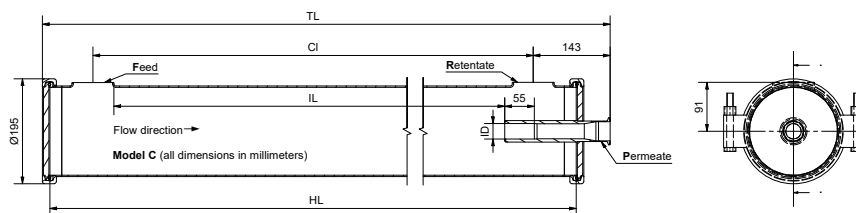
MH-6-16bar-2-element - Model A		Element type 6338		Maximum pressure / Maximum temperature					
		Quantity	Permeate	16 barg / 70°C		Volume 47 liters		Dry weight 35 kg	
Stock number	Drawing number	6.3" dia.	ID	F&R	P	TL	HL	CL	IL
MH-6-16-2-76-38-A	W-021804	2 x 38"	Ø28.9	Ø76	Ø38	2322	2245	2085	1993
MH-6-16-2-63-38-A	W-024330	2 x 38"	Ø28.9	Ø63.5	Ø38	2322	2245	2085	1999
MH-6-16-2-51-38-A	W-024336	2 x 38"	Ø28.9	Ø51	Ø38	2322	2245	2085	2005
MH-6-16-2-65-38-A	W-024342	2 x 38"	Ø28.9	DN65	Ø38	2322	2245	2085	1996
MH-6-16-2-50-38-A	W-024348	2 x 38"	Ø28.9	DN50	Ø38	2322	2245	2085	2004
MH-6-16-2-76-25-A	W-024354	2 x 38"	Ø28.9	Ø76	Ø25	2322	2245	2085	1993
MH-6-16-2-63-25-A	W-024360	2 x 38"	Ø28.9	Ø63.5	Ø25	2322	2245	2085	1999
MH-6-16-2-51-25-A	W-024366	2 x 38"	Ø28.9	Ø51	Ø25	2322	2245	2085	2005
MH-6-16-2-65-25-A	W-024372	2 x 38"	Ø28.9	DN65	Ø25	2322	2245	2085	1996
MH-6-16-2-50-25-A	W-024378	2 x 38"	Ø28.9	DN50	Ø25	2322	2245	2085	2004
MH-6-16-2-76-40-A	W-024384	2 x 38"	Ø28.9	Ø76	DN40	2322	2245	2085	1993
MH-6-16-2-63-40-A	W-024390	2 x 38"	Ø28.9	Ø63.5	DN40	2322	2245	2085	1999
MH-6-16-2-51-40-A	W-024396	2 x 38"	Ø28.9	Ø51	DN40	2322	2245	2085	2005
MH-6-16-2-65-40-A	W-024402	2 x 38"	Ø28.9	DN65	DN40	2322	2245	2085	1996
MH-6-16-2-50-40-A	W-024408	2 x 38"	Ø28.9	DN50	DN40	2322	2245	2085	2004
MH-6-16-2-76-26-A	W-024414	2 x 38"	Ø28.9	Ø76	DN25	2322	2245	2085	1993
MH-6-16-2-63-26-A	W-024420	2 x 38"	Ø28.9	Ø63.5	DN25	2322	2245	2085	1999
MH-6-16-2-51-26-A	W-024426	2 x 38"	Ø28.9	Ø51	DN25	2322	2245	2085	2005
MH-6-16-2-65-26-A	W-024432	2 x 38"	Ø28.9	DN65	DN25	2322	2245	2085	1996
MH-6-16-2-50-26-A	W-024438	2 x 38"	Ø28.9	DN50	DN25	2322	2245	2085	2004



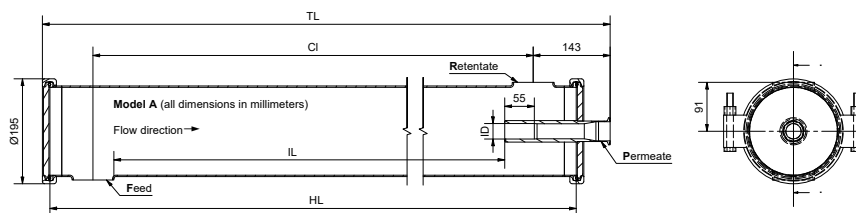
MH-6-16bar-2-element - Model C		Element type 6338		Maximum pressure / Maximum temperature					
		Quantity	Permeate	16 barg / 70°C		Volume 47 liters		Dry weight 35 kg	
Stock number	Drawing number	6.3" dia.	ID	F&R	P	TL	HL	CL	IL
MH-6-16-2-76-38-C	W-024444	2 x 38"	Ø28.9	Ø76	Ø38	2322	2245	2085	1993
MH-6-16-2-63-38-C	W-024450	2 x 38"	Ø28.9	Ø63.5	Ø38	2322	2245	2085	1999
MH-6-16-2-51-38-C	W-024456	2 x 38"	Ø28.9	Ø51	Ø38	2322	2245	2085	2005
MH-6-16-2-65-38-C	W-024462	2 x 38"	Ø28.9	DN65	Ø38	2322	2245	2085	1996
MH-6-16-2-50-38-C	W-024468	2 x 38"	Ø28.9	DN50	Ø38	2322	2245	2085	2004
MH-6-16-2-76-25-C	W-024474	2 x 38"	Ø28.9	Ø76	Ø25	2322	2245	2085	1993
MH-6-16-2-63-25-C	W-024480	2 x 38"	Ø28.9	Ø63.5	Ø25	2322	2245	2085	1999
MH-6-16-2-51-25-C	W-024486	2 x 38"	Ø28.9	Ø51	Ø25	2322	2245	2085	2005
MH-6-16-2-65-25-C	W-024492	2 x 38"	Ø28.9	DN65	Ø25	2322	2245	2085	1996
MH-6-16-2-50-25-C	W-024498	2 x 38"	Ø28.9	DN50	Ø25	2322	2245	2085	2004
MH-6-16-2-76-40-C	W-024504	2 x 38"	Ø28.9	Ø76	DN40	2322	2245	2085	1993
MH-6-16-2-63-40-C	W-024510	2 x 38"	Ø28.9	Ø63.5	DN40	2322	2245	2085	1999
MH-6-16-2-51-40-C	W-024516	2 x 38"	Ø28.9	Ø51	DN40	2322	2245	2085	2005
MH-6-16-2-65-40-C	W-024522	2 x 38"	Ø28.9	DN65	DN40	2322	2245	2085	1996
MH-6-16-2-50-40-C	W-024528	2 x 38"	Ø28.9	DN50	DN40	2322	2245	2085	2004
MH-6-16-2-76-26-C	W-024534	2 x 38"	Ø28.9	Ø76	DN25	2322	2245	2085	1993
MH-6-16-2-63-26-C	W-024540	2 x 38"	Ø28.9	Ø63.5	DN25	2322	2245	2085	1999
MH-6-16-2-51-26-C	W-024546	2 x 38"	Ø28.9	Ø51	DN25	2322	2245	2085	2005
MH-6-16-2-65-26-C	W-024552	2 x 38"	Ø28.9	DN65	DN25	2322	2245	2085	1996
MH-6-16-2-50-26-C	W-024558	2 x 38"	Ø28.9	DN50	DN25	2322	2245	2085	2004



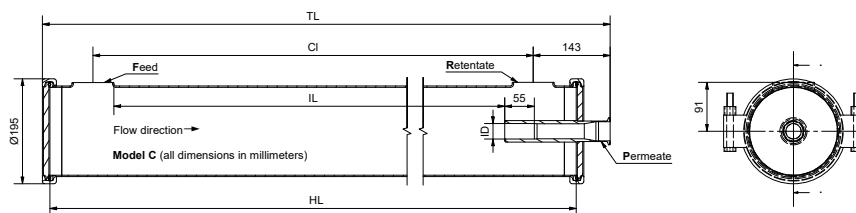
MH-6-16bar-3-element - Model A		Element type 6338		Maximum pressure / Maximum temperature					
		Quantity	Permeate	16 barg / 70°C		Volume 68 liters		Dry weight 45 kg	
Stock number	Drawing number	6.3" dia.	ID	F&R	P	TL	HL	CL	IL
MH-6-16-3-76-38-A	W-021805	3 x 38"	Ø28.9	Ø76	Ø38	3307	3230	3070	2978
MH-6-16-3-63-38-A	W-024331	3 x 38"	Ø28.9	Ø63.5	Ø38	3307	3230	3070	2984
MH-6-16-3-51-38-A	W-024337	3 x 38"	Ø28.9	Ø51	Ø38	3307	3230	3070	2990
MH-6-16-3-65-38-A	W-024343	3 x 38"	Ø28.9	DN65	Ø38	3307	3230	3070	2981
MH-6-16-3-50-38-A	W-024349	3 x 38"	Ø28.9	DN50	Ø38	3307	3230	3070	2989
MH-6-16-3-76-25-A	W-024355	3 x 38"	Ø28.9	Ø76	Ø25	3307	3230	3070	2978
MH-6-16-3-63-25-A	W-024361	3 x 38"	Ø28.9	Ø63.5	Ø25	3307	3230	3070	2984
MH-6-16-3-51-25-A	W-024367	3 x 38"	Ø28.9	Ø51	Ø25	3307	3230	3070	2990
MH-6-16-3-65-25-A	W-024373	3 x 38"	Ø28.9	DN65	Ø25	3307	3230	3070	2981
MH-6-16-3-50-25-A	W-024379	3 x 38"	Ø28.9	DN50	Ø25	3307	3230	3070	2989
MH-6-16-3-76-40-A	W-024385	3 x 38"	Ø28.9	Ø76	DN40	3307	3230	3070	2978
MH-6-16-3-63-40-A	W-024391	3 x 38"	Ø28.9	Ø63.5	DN40	3307	3230	3070	2984
MH-6-16-3-51-40-A	W-024397	3 x 38"	Ø28.9	Ø51	DN40	3307	3230	3070	2990
MH-6-16-3-65-40-A	W-024403	3 x 38"	Ø28.9	DN65	DN40	3307	3230	3070	2981
MH-6-16-3-50-40-A	W-024409	3 x 38"	Ø28.9	DN50	DN40	3307	3230	3070	2989
MH-6-16-3-76-26-A	W-024415	3 x 38"	Ø28.9	Ø76	DN25	3307	3230	3070	2978
MH-6-16-3-63-26-A	W-024421	3 x 38"	Ø28.9	Ø63.5	DN25	3307	3230	3070	2984
MH-6-16-3-51-26-A	W-024427	3 x 38"	Ø28.9	Ø51	DN25	3307	3230	3070	2990
MH-6-16-3-65-26-A	W-024433	3 x 38"	Ø28.9	DN65	DN25	3307	3230	3070	2981
MH-6-16-3-50-26-A	W-024439	3 x 38"	Ø28.9	DN50	DN25	3307	3230	3070	2989



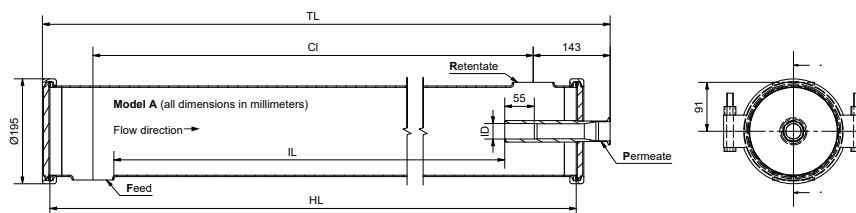
MH-6-16bar-3-element - Model C		Element type 6338		Maximum pressure / Maximum temperature					
		Quantity	Permeate	16 barg / 70°C		Volume 68 liters		Dry weight 45 kg	
Stock number	Drawing number	6.3" dia.	ID	F&R	P	TL	HL	CL	IL
MH-6-16-3-76-38-C	W-024445	3 x 38"	Ø28.9	Ø76	Ø38	3307	3230	3070	2978
MH-6-16-3-63-38-C	W-024451	3 x 38"	Ø28.9	Ø63.5	Ø38	3307	3230	3070	2984
MH-6-16-3-51-38-C	W-024457	3 x 38"	Ø28.9	Ø51	Ø38	3307	3230	3070	2990
MH-6-16-3-65-38-C	W-024463	3 x 38"	Ø28.9	DN65	Ø38	3307	3230	3070	2981
MH-6-16-3-50-38-C	W-024469	3 x 38"	Ø28.9	DN50	Ø38	3307	3230	3070	2989
MH-6-16-3-76-25-C	W-024475	3 x 38"	Ø28.9	Ø76	Ø25	3307	3230	3070	2978
MH-6-16-3-63-25-C	W-024481	3 x 38"	Ø28.9	Ø63.5	Ø25	3307	3230	3070	2984
MH-6-16-3-51-25-C	W-024487	3 x 38"	Ø28.9	Ø51	Ø25	3307	3230	3070	2990
MH-6-16-3-65-25-C	W-024493	3 x 38"	Ø28.9	DN65	Ø25	3307	3230	3070	2981
MH-6-16-3-50-25-C	W-024499	3 x 38"	Ø28.9	DN50	Ø25	3307	3230	3070	2989
MH-6-16-3-76-40-C	W-024505	3 x 38"	Ø28.9	Ø76	DN40	3307	3230	3070	2978
MH-6-16-3-63-40-C	W-024511	3 x 38"	Ø28.9	Ø63.5	DN40	3307	3230	3070	2984
MH-6-16-3-51-40-C	W-024517	3 x 38"	Ø28.9	Ø51	DN40	3307	3230	3070	2990
MH-6-16-3-65-40-C	W-024523	3 x 38"	Ø28.9	DN65	DN40	3307	3230	3070	2981
MH-6-16-3-50-40-C	W-024529	3 x 38"	Ø28.9	DN50	DN40	3307	3230	3070	2989
MH-6-16-3-76-26-C	W-024535	3 x 38"	Ø28.9	Ø76	DN25	3307	3230	3070	2978
MH-6-16-3-63-26-C	W-024541	3 x 38"	Ø28.9	Ø63.5	DN25	3307	3230	3070	2984
MH-6-16-3-51-26-C	W-024547	3 x 38"	Ø28.9	Ø51	DN25	3307	3230	3070	2990
MH-6-16-3-65-26-C	W-024553	3 x 38"	Ø28.9	DN65	DN25	3307	3230	3070	2981
MH-6-16-3-50-26-C	W-024559	3 x 38"	Ø28.9	DN50	DN25	3307	3230	3070	2989



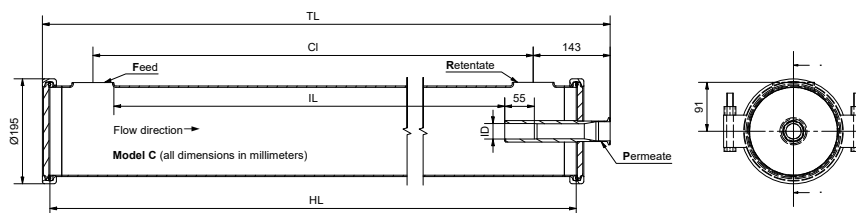
MH-6-16bar-4-element - Model A		Element type 6338		Maximum pressure / Maximum temperature					
		Quantity	Permeate	16 barg / 70°C		Volume 88 liters		Dry weight 55 kg	
Stock number	Drawing number	6.3" dia.	ID	F&R	P	TL	HL	CL	IL
MH-6-16-4-76-38-A	W-021806	4 x 38"	Ø28.9	Ø76	Ø38	4287	4210	4050	3958
MH-6-16-4-63-38-A	W-024332	4 x 38"	Ø28.9	Ø63.5	Ø38	4287	4210	4050	3964
MH-6-16-4-51-38-A	W-024338	4 x 38"	Ø28.9	Ø51	Ø38	4287	4210	4050	3970
MH-6-16-4-65-38-A	W-024344	4 x 38"	Ø28.9	DN65	Ø38	4287	4210	4050	3961
MH-6-16-4-50-38-A	W-024350	4 x 38"	Ø28.9	DN50	Ø38	4287	4210	4050	3969
MH-6-16-4-76-25-A	W-024356	4 x 38"	Ø28.9	Ø76	Ø25	4287	4210	4050	3958
MH-6-16-4-63-25-A	W-024362	4 x 38"	Ø28.9	Ø63.5	Ø25	4287	4210	4050	3964
MH-6-16-4-51-25-A	W-024368	4 x 38"	Ø28.9	Ø51	Ø25	4287	4210	4050	3970
MH-6-16-4-65-25-A	W-024374	4 x 38"	Ø28.9	DN65	Ø25	4287	4210	4050	3961
MH-6-16-4-50-25-A	W-024380	4 x 38"	Ø28.9	DN50	Ø25	4287	4210	4050	3969
MH-6-16-4-76-40-A	W-024386	4 x 38"	Ø28.9	Ø76	DN40	4287	4210	4050	3958
MH-6-16-4-63-40-A	W-024392	4 x 38"	Ø28.9	Ø63.5	DN40	4287	4210	4050	3964
MH-6-16-4-51-40-A	W-024398	4 x 38"	Ø28.9	Ø51	DN40	4287	4210	4050	3970
MH-6-16-4-65-40-A	W-024404	4 x 38"	Ø28.9	DN65	DN40	4287	4210	4050	3961
MH-6-16-4-50-40-A	W-024410	4 x 38"	Ø28.9	DN50	DN40	4287	4210	4050	3969
MH-6-16-4-76-26-A	W-024416	4 x 38"	Ø28.9	Ø76	DN25	4287	4210	4050	3958
MH-6-16-4-63-26-A	W-024422	4 x 38"	Ø28.9	Ø63.5	DN25	4287	4210	4050	3964
MH-6-16-4-51-26-A	W-024428	4 x 38"	Ø28.9	Ø51	DN25	4287	4210	4050	3970
MH-6-16-4-65-26-A	W-024434	4 x 38"	Ø28.9	DN65	DN25	4287	4210	4050	3961
MH-6-16-4-50-26-A	W-024440	4 x 38"	Ø28.9	DN50	DN25	4287	4210	4050	3969



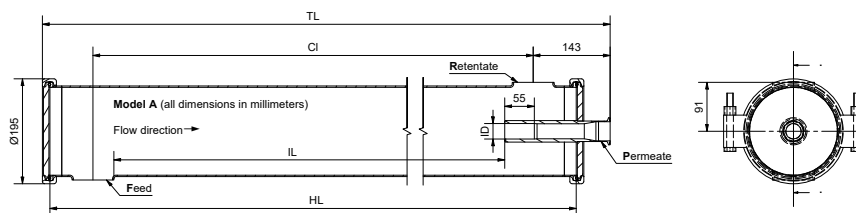
MH-6-16bar-4-element - Model C		Element type 6338		Maximum pressure / Maximum temperature					
		Quantity	Permeate	16 barg / 70°C		Volume 88 liters		Dry weight 55 kg	
Stock number	Drawing number	6.3" dia.	ID	F&R	P	TL	HL	CL	IL
MH-6-16-4-76-38-C	W-024446	4 x 38"	Ø28.9	Ø76	Ø38	4287	4210	4050	3958
MH-6-16-4-63-38-C	W-024452	4 x 38"	Ø28.9	Ø63.5	Ø38	4287	4210	4050	3964
MH-6-16-4-51-38-C	W-024458	4 x 38"	Ø28.9	Ø51	Ø38	4287	4210	4050	3970
MH-6-16-4-65-38-C	W-024464	4 x 38"	Ø28.9	DN65	Ø38	4287	4210	4050	3961
MH-6-16-4-50-38-C	W-024470	4 x 38"	Ø28.9	DN50	Ø38	4287	4210	4050	3969
MH-6-16-4-76-25-C	W-024476	4 x 38"	Ø28.9	Ø76	Ø25	4287	4210	4050	3958
MH-6-16-4-63-25-C	W-024482	4 x 38"	Ø28.9	Ø63.5	Ø25	4287	4210	4050	3964
MH-6-16-4-51-25-C	W-024488	4 x 38"	Ø28.9	Ø51	Ø25	4287	4210	4050	3970
MH-6-16-4-65-25-C	W-024494	4 x 38"	Ø28.9	DN65	Ø25	4287	4210	4050	3961
MH-6-16-4-50-25-C	W-024500	4 x 38"	Ø28.9	DN50	Ø25	4287	4210	4050	3969
MH-6-16-4-76-40-C	W-024506	4 x 38"	Ø28.9	Ø76	DN40	4287	4210	4050	3958
MH-6-16-4-63-40-C	W-024512	4 x 38"	Ø28.9	Ø63.5	DN40	4287	4210	4050	3964
MH-6-16-4-51-40-C	W-024518	4 x 38"	Ø28.9	Ø51	DN40	4287	4210	4050	3970
MH-6-16-4-65-40-C	W-024524	4 x 38"	Ø28.9	DN65	DN40	4287	4210	4050	3961
MH-6-16-4-50-40-C	W-024530	4 x 38"	Ø28.9	DN50	DN40	4287	4210	4050	3969
MH-6-16-4-76-26-C	W-024536	4 x 38"	Ø28.9	Ø76	DN25	4287	4210	4050	3958
MH-6-16-4-63-26-C	W-024542	4 x 38"	Ø28.9	Ø63.5	DN25	4287	4210	4050	3964
MH-6-16-4-51-26-C	W-024548	4 x 38"	Ø28.9	Ø51	DN25	4287	4210	4050	3970
MH-6-16-4-65-26-C	W-024554	4 x 38"	Ø28.9	DN65	DN25	4287	4210	4050	3961
MH-6-16-4-50-26-C	W-024560	4 x 38"	Ø28.9	DN50	DN25	4287	4210	4050	3969



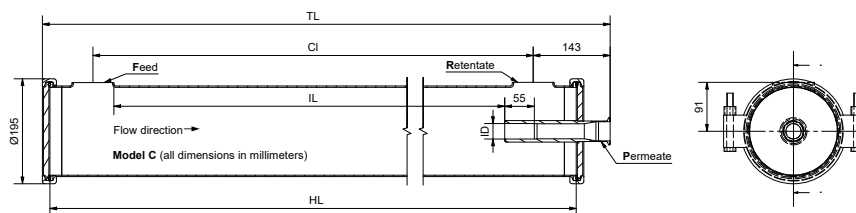
MH-6-16bar-5-element - Model A		Element type 6338		Maximum pressure / Maximum temperature					
		Quantity	Permeate	16 barg / 70°C		Volume 109 liters		Dry weight 65 kg	
Stock number	Drawing number	6.3" dia.	ID	F&R	P	TL	HL	CL	IL
MH-6-16-5-76-38-A	W-021807	5 x 38"	Ø28.9	Ø76	Ø38	5272	5195	5035	4943
MH-6-16-5-63-38-A	W-024333	5 x 38"	Ø28.9	Ø63.5	Ø38	5272	5195	5035	4949
MH-6-16-5-51-38-A	W-024339	5 x 38"	Ø28.9	Ø51	Ø38	5272	5195	5035	4955
MH-6-16-5-65-38-A	W-024345	5 x 38"	Ø28.9	DN65	Ø38	5272	5195	5035	4946
MH-6-16-5-50-38-A	W-024351	5 x 38"	Ø28.9	DN50	Ø38	5272	5195	5035	4954
MH-6-16-5-76-25-A	W-024357	5 x 38"	Ø28.9	Ø76	Ø25	5272	5195	5035	4943
MH-6-16-5-63-25-A	W-024363	5 x 38"	Ø28.9	Ø63.5	Ø25	5272	5195	5035	4949
MH-6-16-5-51-25-A	W-024369	5 x 38"	Ø28.9	Ø51	Ø25	5272	5195	5035	4955
MH-6-16-5-65-25-A	W-024375	5 x 38"	Ø28.9	DN65	Ø25	5272	5195	5035	4946
MH-6-16-5-50-25-A	W-024381	5 x 38"	Ø28.9	DN50	Ø25	5272	5195	5035	4954
MH-6-16-5-76-40-A	W-024387	5 x 38"	Ø28.9	Ø76	DN40	5272	5195	5035	4943
MH-6-16-5-63-40-A	W-024393	5 x 38"	Ø28.9	Ø63.5	DN40	5272	5195	5035	4949
MH-6-16-5-51-40-A	W-024399	5 x 38"	Ø28.9	Ø51	DN40	5272	5195	5035	4955
MH-6-16-5-65-40-A	W-024405	5 x 38"	Ø28.9	DN65	DN40	5272	5195	5035	4946
MH-6-16-5-50-40-A	W-024411	5 x 38"	Ø28.9	DN50	DN40	5272	5195	5035	4954
MH-6-16-5-76-26-A	W-024417	5 x 38"	Ø28.9	Ø76	DN25	5272	5195	5035	4943
MH-6-16-5-63-26-A	W-024423	5 x 38"	Ø28.9	Ø63.5	DN25	5272	5195	5035	4949
MH-6-16-5-51-26-A	W-024429	5 x 38"	Ø28.9	Ø51	DN25	5272	5195	5035	4955
MH-6-16-5-65-26-A	W-024435	5 x 38"	Ø28.9	DN65	DN25	5272	5195	5035	4946
MH-6-16-5-50-26-A	W-024441	5 x 38"	Ø28.9	DN50	DN25	5272	5195	5035	4954



MH-6-16bar-5-element - Model C		Element type 6338		Maximum pressure / Maximum temperature					
		Quantity	Permeate	16 barg / 70°C		Volume 109 liters		Dry weight 65 kg	
Stock number	Drawing number	6.3" dia.	ID	F&R	P	TL	HL	CL	IL
MH-6-16-5-76-38-C	W-024447	5 x 38"	Ø28.9	Ø76	Ø38	5272	5195	5035	4943
MH-6-16-5-63-38-C	W-024453	5 x 38"	Ø28.9	Ø63.5	Ø38	5272	5195	5035	4949
MH-6-16-5-51-38-C	W-024459	5 x 38"	Ø28.9	Ø51	Ø38	5272	5195	5035	4955
MH-6-16-5-65-38-C	W-024465	5 x 38"	Ø28.9	DN65	Ø38	5272	5195	5035	4946
MH-6-16-5-50-38-C	W-024471	5 x 38"	Ø28.9	DN50	Ø38	5272	5195	5035	4954
MH-6-16-5-76-25-C	W-024477	5 x 38"	Ø28.9	Ø76	Ø25	5272	5195	5035	4943
MH-6-16-5-63-25-C	W-024483	5 x 38"	Ø28.9	Ø63.5	Ø25	5272	5195	5035	4949
MH-6-16-5-51-25-C	W-024489	5 x 38"	Ø28.9	Ø51	Ø25	5272	5195	5035	4955
MH-6-16-5-65-25-C	W-024495	5 x 38"	Ø28.9	DN65	Ø25	5272	5195	5035	4946
MH-6-16-5-50-25-C	W-024501	5 x 38"	Ø28.9	DN50	Ø25	5272	5195	5035	4954
MH-6-16-5-76-40-C	W-024507	5 x 38"	Ø28.9	Ø76	DN40	5272	5195	5035	4943
MH-6-16-5-63-40-C	W-024513	5 x 38"	Ø28.9	Ø63.5	DN40	5272	5195	5035	4949
MH-6-16-5-51-40-C	W-024519	5 x 38"	Ø28.9	Ø51	DN40	5272	5195	5035	4955
MH-6-16-5-65-40-C	W-024525	5 x 38"	Ø28.9	DN65	DN40	5272	5195	5035	4946
MH-6-16-5-50-40-C	W-024531	5 x 38"	Ø28.9	DN50	DN40	5272	5195	5035	4954
MH-6-16-5-76-26-C	W-024537	5 x 38"	Ø28.9	Ø76	DN25	5272	5195	5035	4943
MH-6-16-5-63-26-C	W-024543	5 x 38"	Ø28.9	Ø63.5	DN25	5272	5195	5035	4949
MH-6-16-5-51-26-C	W-024549	5 x 38"	Ø28.9	Ø51	DN25	5272	5195	5035	4955
MH-6-16-5-65-26-C	W-024555	5 x 38"	Ø28.9	DN65	DN25	5272	5195	5035	4946
MH-6-16-5-50-26-C	W-024561	5 x 38"	Ø28.9	DN50	DN25	5272	5195	5035	4954



MH-6-16bar-6-element - Model A		Element type 6338		Maximum pressure / Maximum temperature					
		Quantity	Permeate	16 barg / 70°C		Volume 130 liters		Dry weight 75 kg	
Stock number	Drawing number	6.3" dia.	ID	F&R	P	TL	HL	CL	IL
MH-6-16-6-76-38-A	W-021808	6 x 38"	Ø28.9	Ø76	Ø38	6252	6175	6015	5928
MH-6-16-6-63-38-A	W-024334	6 x 38"	Ø28.9	Ø63.5	Ø38	6252	6175	6015	5934
MH-6-16-6-51-38-A	W-024340	6 x 38"	Ø28.9	Ø51	Ø38	6252	6175	6015	5940
MH-6-16-6-65-38-A	W-024346	6 x 38"	Ø28.9	DN65	Ø38	6252	6175	6015	5931
MH-6-16-6-50-38-A	W-024352	6 x 38"	Ø28.9	DN50	Ø38	6252	6175	6015	5939
MH-6-16-6-76-25-A	W-024358	6 x 38"	Ø28.9	Ø76	Ø25	6252	6175	6015	5928
MH-6-16-6-63-25-A	W-024364	6 x 38"	Ø28.9	Ø63.5	Ø25	6252	6175	6015	5934
MH-6-16-6-51-25-A	W-024370	6 x 38"	Ø28.9	Ø51	Ø25	6252	6175	6015	5940
MH-6-16-6-65-25-A	W-024376	6 x 38"	Ø28.9	DN65	Ø25	6252	6175	6015	5931
MH-6-16-6-50-25-A	W-024382	6 x 38"	Ø28.9	DN50	Ø25	6252	6175	6015	5939
MH-6-16-6-76-40-A	W-024388	6 x 38"	Ø28.9	Ø76	DN40	6252	6175	6015	5928
MH-6-16-6-63-40-A	W-024394	6 x 38"	Ø28.9	Ø63.5	DN40	6252	6175	6015	5934
MH-6-16-6-51-40-A	W-024400	6 x 38"	Ø28.9	Ø51	DN40	6252	6175	6015	5940
MH-6-16-6-65-40-A	W-024406	6 x 38"	Ø28.9	DN65	DN40	6252	6175	6015	5931
MH-6-16-6-50-40-A	W-024412	6 x 38"	Ø28.9	DN50	DN40	6252	6175	6015	5939
MH-6-16-6-76-26-A	W-024418	6 x 38"	Ø28.9	Ø76	DN25	6252	6175	6015	5928
MH-6-16-6-63-26-A	W-024424	6 x 38"	Ø28.9	Ø63.5	DN25	6252	6175	6015	5934
MH-6-16-6-51-26-A	W-024430	6 x 38"	Ø28.9	Ø51	DN25	6252	6175	6015	5940
MH-6-16-6-65-26-A	W-024436	6 x 38"	Ø28.9	DN65	DN25	6252	6175	6015	5931
MH-6-16-6-50-26-A	W-024442	6 x 38"	Ø28.9	DN50	DN25	6252	6175	6015	5939



MH-6-16bar-6-element - Model C		Element type 6338		Maximum pressure / Maximum temperature					
		Quantity	Permeate	16 barg / 70°C		Volume 130 liters		Dry weight 75 kg	
Stock number	Drawing number	6.3" dia.	ID	F&R	P	TL	HL	CL	IL
MH-6-16-6-76-38-C	W-024448	6 x 38"	Ø28.9	Ø76	Ø38	6252	6175	6015	5928
MH-6-16-6-63-38-C	W-024454	6 x 38"	Ø28.9	Ø63.5	Ø38	6252	6175	6015	5934
MH-6-16-6-51-38-C	W-024460	6 x 38"	Ø28.9	Ø51	Ø38	6252	6175	6015	5940
MH-6-16-6-65-38-C	W-024466	6 x 38"	Ø28.9	DN65	Ø38	6252	6175	6015	5931
MH-6-16-6-50-38-C	W-024472	6 x 38"	Ø28.9	DN50	Ø38	6252	6175	6015	5939
MH-6-16-6-76-25-C	W-024478	6 x 38"	Ø28.9	Ø76	Ø25	6252	6175	6015	5928
MH-6-16-6-63-25-C	W-024484	6 x 38"	Ø28.9	Ø63.5	Ø25	6252	6175	6015	5934
MH-6-16-6-51-25-C	W-024490	6 x 38"	Ø28.9	Ø51	Ø25	6252	6175	6015	5940
MH-6-16-6-65-25-C	W-024496	6 x 38"	Ø28.9	DN65	Ø25	6252	6175	6015	5931
MH-6-16-6-50-25-C	W-024502	6 x 38"	Ø28.9	DN50	Ø25	6252	6175	6015	5939
MH-6-16-6-76-40-C	W-024508	6 x 38"	Ø28.9	Ø76	DN40	6252	6175	6015	5928
MH-6-16-6-63-40-C	W-024514	6 x 38"	Ø28.9	Ø63.5	DN40	6252	6175	6015	5934
MH-6-16-6-51-40-C	W-024520	6 x 38"	Ø28.9	Ø51	DN40	6252	6175	6015	5940
MH-6-16-6-65-40-C	W-024526	6 x 38"	Ø28.9	DN65	DN40	6252	6175	6015	5931
MH-6-16-6-50-40-C	W-024532	6 x 38"	Ø28.9	DN50	DN40	6252	6175	6015	5939
MH-6-16-6-76-26-C	W-024538	6 x 38"	Ø28.9	Ø76	DN25	6252	6175	6015	5928
MH-6-16-6-63-26-C	W-024544	6 x 38"	Ø28.9	Ø63.5	DN25	6252	6175	6015	5934
MH-6-16-6-51-26-C	W-024550	6 x 38"	Ø28.9	Ø51	DN25	6252	6175	6015	5940
MH-6-16-6-65-26-C	W-024556	6 x 38"	Ø28.9	DN65	DN25	6252	6175	6015	5931
MH-6-16-6-50-26-C	W-024562	6 x 38"	Ø28.9	DN50	DN25	6252	6175	6015	5939