

MEMBRANE HOUSING

DETAILED OVERVIEW FOR TYPE 'MHCA-8-40'
MEDIUM PRESSURE - 40 BAR

FOR NF AND RO FILTRATION



In the food and beverage industry membrane housings are often used in systems to reduce or eliminate microbials to make products safe for consumption and to extend their shelf life. We produce membrane housings for membrane filtration in the food industry for liquid-containing products such as juice, beer, soy, whey, milk, milk powder, chocolate etc.



WILA A/S
Mads Clausens Vej 14
8600 Silkeborg
Denmark


Phone: +45 8680 0844

mail@wila.dk
www.wila.dk

VAT number: 27230350

Content

Introduction	3
Regulations and Directives	3
Documentation	3
Group specifications	4
Unit specifications	4
Connections	4
MHCA-8-40bar-1-element - Model A	5
MHCA-8-40bar-1-element - Model C	6
MHCA-8-40bar-2-element - Model A	7
MHCA-8-40bar-2-element - Model C	8
MHCA-8-40bar-3-element - Model A	9
MHCA-8-40bar-3-element - Model C	10
MHCA-8-40bar-4-element - Model A	11
MHCA-8-40bar-4-element - Model C	12
MHCA-8-40bar-5-element - Model A	13
MHCA-8-40bar-5-element - Model C	14
MHCA-8-40bar-6-element - Model A	15
MHCA-8-40bar-6-element - Model C	16



Introduction

This overview is for Membrane Housings with Clamp ferrule connections manufactured by Wila A/S under the category "MHCA" hereinafter referred to as "Membrane Housing". A Membrane Housing is a tubular pressure vessel with a single inlet (Feed) on the shell side, an unfiltered outlet (Retentate) on the shell side and a filtered outlet (Permeate) out from one of the end centers.

The membranes and ATD's, that are also required for the filtration process, are not a part of the membrane housing, but Wila's own hygienic, easy to CIP clean, stainless steel ATD's can also be supplied upon request.

The Membrane Housing is made from EN 1.4404 (AISI 316L) stainless steel with a sanitary surface finish in accordance with the 3A sanitary standard. The entire inside surface roughness is $\leq 0.8 \mu\text{m}$ and the outside surface roughness is $\leq 1.6 \mu\text{m}$. **All fluid media in use with the Membrane housing must be compatible with EN 1.4404 (AISI 316L) Stainless steel.**

The Membrane Housing is designed for pressures up to 40 bar and temperatures up to 70°C, but other types, sizes and pressure ratings are also available.

Regulations and Directives

The membrane housing is designed and manufactured in accordance with

- the European Commission regulation No. 2023/2006 (Good Manufacturing Practices)
- the European Parliament directive No. EN 1935/2004 (Food Contact Materials).
- the European Parliament directive No. EN 1907/2006 (Chemical Restrictions (REACH).
- PED - Article 4.3 (SEP) in the European Parliament directive No. 2014/68/EU (Pressure Equipment Directive). The membrane housing is only designed for fluid group 2 (non-dangerous fluids).
- 3-A Sanitary Standards 00-01 / 45-03.

Documentation

1. Customer drawing with description and design data table
2. Declaration of conformity
3. User Manual

As Supplement the following can be provided:

4. 3.1 material certificates according to EN 10204
5. Weld-logs with associated welding certificates according to DS/EN ISO 9601-1.

Group specifications

Group ordering codes and specifications are as listed below. A more detailed group tables with unit codes and main dimensions can be found on the following pages.

MHCA-8-40bar-X-element - Model _

MHCA	M embrane H ousing with C lamp ferrule connections for Feed and Retentate with 3A certificate.	
8	The membrane housing is designed for 7.9" x 38" (8038) membranes.	
40bar	The Membrane Housing is designed for pressures up to 40 bar and temperatures up to 70°C	
X	From 1 to 6 elements	Indicates the number of elements that can be fitted.
_	Either A or C *	Indicates Feed and Retentate connection arrangement.

*Other connection arrangements are available

Unit specifications

MHCA-8-40-X-YY-ZZ-_

X	From 1 to 6 elements	Indicates the number of elements that can be fitted.
YY	63 - 51 - 50 - 2.5 - 2.0**	Indicates Feed and Retentate clamp ferrules connections.
ZZ	38 - 25 - 40 - 26 - 1.5 - 1.0**	Indicates Permeate end clamp ferrule connection.
_	Either A or C *	Indicates Feed and Retentate connection arrangement.

*Other connection arrangements are available

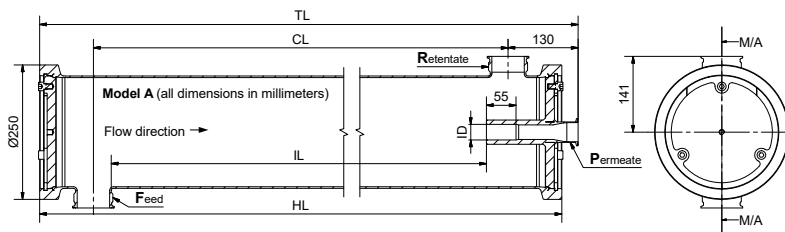
**Clamp ferrule connections sizes - Other types and sizes are available

63 - 51 - 38 - 25 translates respectively to Ø63.5 - Ø51 - Ø38 - Ø25 in accordance with ISO 2852-2
 50 - 40 - 26 translates respectively to DN50 - DN40 - DN25 in accordance with DIN 32676-A
 2.5 - 2.0 - 1.5 - 1.0 translates respectively to 2.5" - 2" - 1.5" - 1" in accordance with DIN 32676-C

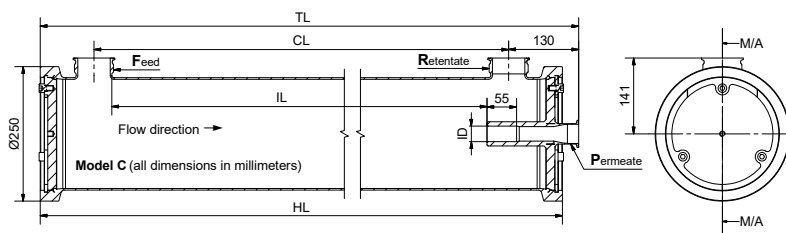
Connections

Tri-clamp connections for Feed, Retentate and Permeate. For 40 bar pressure rating SH or SSH clamps are recommended, but always follow your fitting supplier guidelines and local legislations. The Membrane Housing should be installed with the Retentate outlet at the highest point for better air venting.

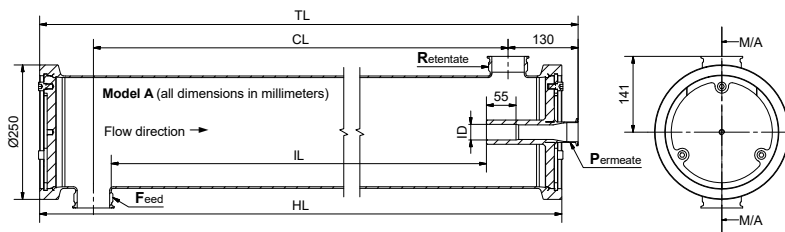
Temperature and pressure limits must be respected at all times !



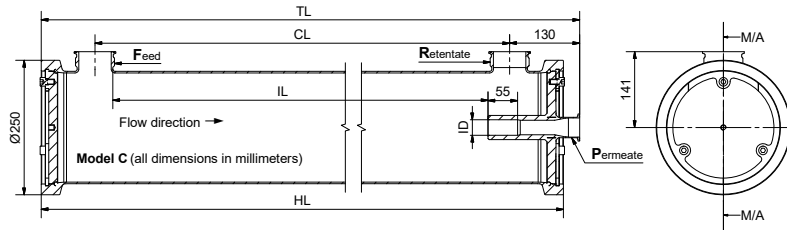
MHCA-8-40bar-1-element - Model A		Element type 8038		Maximum pressure / Maximum temperature					
		Quantity	Permeate	40 barg / 70°C		Volume 40 liters		Dry weight 42 kg	
Stock number	Drawing number	7.9" dia.	ID	F&R	P	TL	HL	CL	IL
MHCA-8-40-1-63-38-A	W-026537	1 x 38"	Ø28.9	Ø63.5	Ø38	1310	1280	1080	1007
MHCA-8-40-1-51-38-A	W-026543	1 x 38"	Ø28.9	Ø51	Ø38	1310	1280	1080	1013
MHCA-8-40-1-50-38-A	W-026549	1 x 38"	Ø28.9	DN50	Ø38	1310	1280	1080	1012
MHCA-8-40-1-63-25-A	W-026555	1 x 38"	Ø28.9	Ø63.5	Ø25	1310	1280	1080	1007
MHCA-8-40-1-51-25-A	W-026561	1 x 38"	Ø28.9	Ø51	Ø25	1310	1280	1080	1013
MHCA-8-40-1-50-25-A	W-026567	1 x 38"	Ø28.9	DN50	Ø25	1310	1280	1080	1012
MHCA-8-40-1-63-40-A	W-026573	1 x 38"	Ø28.9	Ø63.5	DN40	1310	1280	1080	1007
MHCA-8-40-1-51-40-A	W-026579	1 x 38"	Ø28.9	Ø51	DN40	1310	1280	1080	1013
MHCA-8-40-1-50-40-A	W-026585	1 x 38"	Ø28.9	DN50	DN40	1310	1280	1080	1012
MHCA-8-40-1-63-26-A	W-026591	1 x 38"	Ø28.9	Ø63.5	DN25	1310	1280	1080	1007
MHCA-8-40-1-51-26-A	W-026597	1 x 38"	Ø28.9	Ø51	DN25	1310	1280	1080	1013
MHCA-8-40-1-50-26-A	W-026603	1 x 38"	Ø28.9	DN50	DN25	1310	1280	1080	1012
MHCA-8-40-1-2.5-1.5A	W-027857	1 x 38"	Ø28.9	2.5"	1.5"	1310	1280	1080	1012
MHCA-8-40-1-2.0-1.5A	W-027863	1 x 38"	Ø28.9	2.0"	1.5"	1310	1280	1080	1012
MHCA-8-40-1-2.5-1.0A	W-027869	1 x 38"	Ø28.9	2.5"	1.0"	1310	1280	1080	1012
MHCA-8-40-1-2.0-1.0A	W-027875	1 x 38"	Ø28.9	2.0"	1.0"	1310	1280	1080	1012



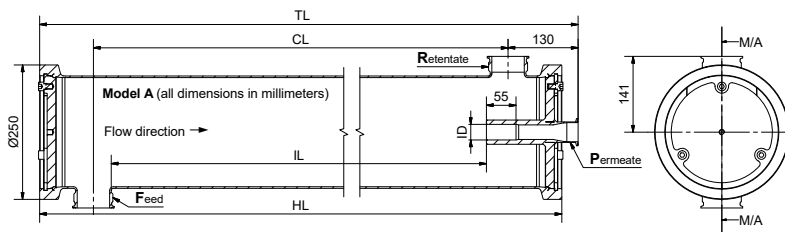
MHCA-8-40bar-1-element - Model C		Element type 8038		Maximum pressure / Maximum temperature					
		Quantity	Permeate	40 barg / 70°C		Volume 40 liters		Dry weight 42 kg	
Stock number	Drawing number	7.9" dia.	ID	F&R	P	TL	HL	CL	IL
MHCA-8-40-1-63-38-C	W-026609	1 x 38"	Ø28.9	Ø63.5	Ø38	1310	1280	1080	1007
MHCA-8-40-1-51-38-C	W-026615	1 x 38"	Ø28.9	Ø51	Ø38	1310	1280	1080	1013
MHCA-8-40-1-50-38-C	W-026621	1 x 38"	Ø28.9	DN50	Ø38	1310	1280	1080	1012
MHCA-8-40-1-63-25-C	W-026627	1 x 38"	Ø28.9	Ø63.5	Ø25	1310	1280	1080	1007
MHCA-8-40-1-51-25-C	W-026633	1 x 38"	Ø28.9	Ø51	Ø25	1310	1280	1080	1013
MHCA-8-40-1-50-25-C	W-026639	1 x 38"	Ø28.9	DN50	Ø25	1310	1280	1080	1012
MHCA-8-40-1-63-40-C	W-026645	1 x 38"	Ø28.9	Ø63.5	DN40	1310	1280	1080	1007
MHCA-8-40-1-51-40-C	W-026651	1 x 38"	Ø28.9	Ø51	DN40	1310	1280	1080	1013
MHCA-8-40-1-50-40-C	W-026657	1 x 38"	Ø28.9	DN50	DN40	1310	1280	1080	1012
MHCA-8-40-1-63-26-C	W-026663	1 x 38"	Ø28.9	Ø63.5	DN25	1310	1280	1080	1007
MHCA-8-40-1-51-26-C	W-026669	1 x 38"	Ø28.9	Ø51	DN25	1310	1280	1080	1013
MHCA-8-40-1-50-26-C	W-026675	1 x 38"	Ø28.9	DN50	DN25	1310	1280	1080	1012
MHCA-8-40-1-2.5-1.5C	W-027881	1 x 38"	Ø28.9	2.5"	1.5"	1310	1280	1080	1012
MHCA-8-40-1-2.0-1.5C	W-027887	1 x 38"	Ø28.9	2.0"	1.5"	1310	1280	1080	1012
MHCA-8-40-1-2.5-1.0C	W-027893	1 x 38"	Ø28.9	2.5"	1.0"	1310	1280	1080	1012
MHCA-8-40-1-2.0-1.0C	W-027899	1 x 38"	Ø28.9	2.0"	1.0"	1310	1280	1080	1012



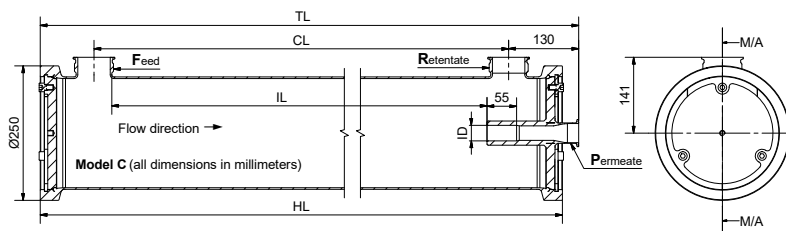
MHCA-8-40bar-2-element - Model A		Element type 8038		Maximum pressure / Maximum temperature					
		Quantity	Permeate	40 barg / 70°C		Volume 71 liters		Dry weight 58 kg	
Stock number	Drawing number	7.9" dia.	ID	F&R	P	TL	HL	CL	IL
MHCA-8-40-2-63-38-A	W-026538	2 x 38"	Ø28.9	Ø63.5	Ø38	2290	2260	2060	1987
MHCA-8-40-2-51-38-A	W-026544	2 x 38"	Ø28.9	Ø51	Ø38	2290	2260	2060	1993
MHCA-8-40-2-50-38-A	W-026550	2 x 38"	Ø28.9	DN50	Ø38	2290	2260	2060	1992
MHCA-8-40-2-63-25-A	W-026556	2 x 38"	Ø28.9	Ø63.5	Ø25	2290	2260	2060	1987
MHCA-8-40-2-51-25-A	W-026562	2 x 38"	Ø28.9	Ø51	Ø25	2290	2260	2060	1993
MHCA-8-40-2-50-25-A	W-026568	2 x 38"	Ø28.9	DN50	Ø25	2290	2260	2060	1992
MHCA-8-40-2-63-40-A	W-026574	2 x 38"	Ø28.9	Ø63.5	DN40	2290	2260	2060	1987
MHCA-8-40-2-51-40-A	W-026580	2 x 38"	Ø28.9	Ø51	DN40	2290	2260	2060	1993
MHCA-8-40-2-50-40-A	W-026586	2 x 38"	Ø28.9	DN50	DN40	2290	2260	2060	1992
MHCA-8-40-2-63-26-A	W-026592	2 x 38"	Ø28.9	Ø63.5	DN25	2290	2260	2060	1987
MHCA-8-40-2-51-26-A	W-026598	2 x 38"	Ø28.9	Ø51	DN25	2290	2260	2060	1993
MHCA-8-40-2-50-26-A	W-026604	2 x 38"	Ø28.9	DN50	DN25	2290	2260	2060	1992
MHCA-8-40-2-2.5-1.5A	W-027858	2 x 38"	Ø28.9	2.5"	1.5"	2290	2260	2060	1992
MHCA-8-40-2-2.0-1.5A	W-027864	2 x 38"	Ø28.9	2.0"	1.5"	2290	2260	2060	1992
MHCA-8-40-2-2.5-1.0A	W-027870	2 x 38"	Ø28.9	2.5"	1.0"	2290	2260	2060	1992
MHCA-8-40-2-2.0-1.0A	W-027876	2 x 38"	Ø28.9	2.0"	1.0"	2290	2260	2060	1992



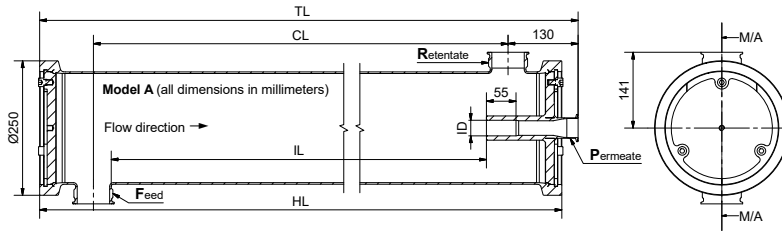
MHCA-8-40bar-2-element - Model C		Element type 8038		Maximum pressure / Maximum temperature					
		Quantity	Permeate	40 barg / 70°C		Volume 71 liters		Dry weight 58 kg	
Stock number	Drawing number	7.9" dia.	ID	F&R	P	TL	HL	CL	IL
MHCA-8-40-2-63-38-C	W-026610	2 x 38"	Ø28.9	Ø63.5	Ø38	2290	2260	2060	1987
MHCA-8-40-2-51-38-C	W-026616	2 x 38"	Ø28.9	Ø51	Ø38	2290	2260	2060	1993
MHCA-8-40-2-50-38-C	W-026622	2 x 38"	Ø28.9	DN50	Ø38	2290	2260	2060	1992
MHCA-8-40-2-63-25-C	W-026628	2 x 38"	Ø28.9	Ø63.5	Ø25	2290	2260	2060	1987
MHCA-8-40-2-51-25-C	W-026634	2 x 38"	Ø28.9	Ø51	Ø25	2290	2260	2060	1993
MHCA-8-40-2-50-25-C	W-026640	2 x 38"	Ø28.9	DN50	Ø25	2290	2260	2060	1992
MHCA-8-40-2-63-40-C	W-026646	2 x 38"	Ø28.9	Ø63.5	DN40	2290	2260	2060	1987
MHCA-8-40-2-51-40-C	W-026652	2 x 38"	Ø28.9	Ø51	DN40	2290	2260	2060	1993
MHCA-8-40-2-50-40-C	W-026658	2 x 38"	Ø28.9	DN50	DN40	2290	2260	2060	1992
MHCA-8-40-2-63-26-C	W-026664	2 x 38"	Ø28.9	Ø63.5	DN25	2290	2260	2060	1987
MHCA-8-40-2-51-26-C	W-026670	2 x 38"	Ø28.9	Ø51	DN25	2290	2260	2060	1993
MHCA-8-40-2-50-26-C	W-026676	2 x 38"	Ø28.9	DN50	DN25	2290	2260	2060	1992
MHCA-8-40-2-2.5-1.5C	W-027882	2 x 38"	Ø28.9	2.5"	1.5"	2290	2260	2060	1992
MHCA-8-40-2-2.0-1.5C	W-027888	2 x 38"	Ø28.9	2.0"	1.5"	2290	2260	2060	1992
MHCA-8-40-2-2.5-1.0C	W-027894	2 x 38"	Ø28.9	2.5"	1.0"	2290	2260	2060	1992
MHCA-8-40-2-2.0-1.0C	W-027900	2 x 38"	Ø28.9	2.0"	1.0"	2290	2260	2060	1992



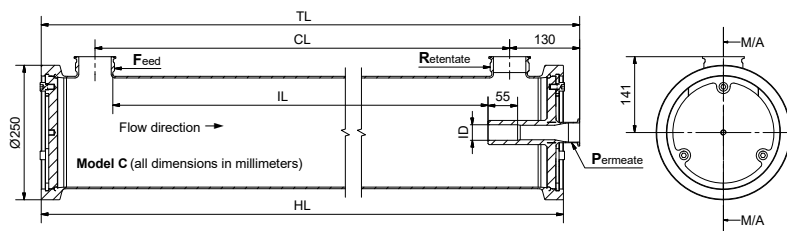
MHCA-8-40bar-3-element - Model A		Element type 8038		Maximum pressure / Maximum temperature					
		Quantity	Permeate	40 barg / 70°C		Volume 103 liters		Dry weight 74 kg	
Stock number	Drawing number	7.9" dia.	ID	F&R	P	TL	HL	CL	IL
MHCA-8-40-3-63-38-A	W-026539	3 x 38"	Ø28.9	Ø63.5	Ø38	3275	3245	3045	2972
MHCA-8-40-3-51-38-A	W-026545	3 x 38"	Ø28.9	Ø51	Ø38	3275	3245	3045	2978
MHCA-8-40-3-50-38-A	W-026551	3 x 38"	Ø28.9	DN50	Ø38	3275	3245	3045	2977
MHCA-8-40-3-63-25-A	W-026557	3 x 38"	Ø28.9	Ø63.5	Ø25	3275	3245	3045	2972
MHCA-8-40-3-51-25-A	W-026563	3 x 38"	Ø28.9	Ø51	Ø25	3275	3245	3045	2978
MHCA-8-40-3-50-25-A	W-026569	3 x 38"	Ø28.9	DN50	Ø25	3275	3245	3045	2977
MHCA-8-40-3-63-40-A	W-026575	3 x 38"	Ø28.9	Ø63.5	DN40	3275	3245	3045	2972
MHCA-8-40-3-51-40-A	W-026581	3 x 38"	Ø28.9	Ø51	DN40	3275	3245	3045	2978
MHCA-8-40-3-50-40-A	W-026587	3 x 38"	Ø28.9	DN50	DN40	3275	3245	3045	2977
MHCA-8-40-3-63-26-A	W-026593	3 x 38"	Ø28.9	Ø63.5	DN25	3275	3245	3045	2972
MHCA-8-40-3-51-26-A	W-026599	3 x 38"	Ø28.9	Ø51	DN25	3275	3245	3045	2978
MHCA-8-40-3-50-26-A	W-026605	3 x 38"	Ø28.9	DN50	DN25	3275	3245	3045	2977
MHCA-8-40-3-2.5-1.5A	W-027859	3 x 38"	Ø28.9	2.5"	1.5"	3275	3245	3045	2977
MHCA-8-40-3-2.0-1.5A	W-027865	3 x 38"	Ø28.9	2.0"	1.5"	3275	3245	3045	2977
MHCA-8-40-3-2.5-1.0A	W-027871	3 x 38"	Ø28.9	2.5"	1.0"	3275	3245	3045	2977
MHCA-8-40-3-2.0-1.0A	W-027877	3 x 38"	Ø28.9	2.0"	1.0"	3275	3245	3045	2977



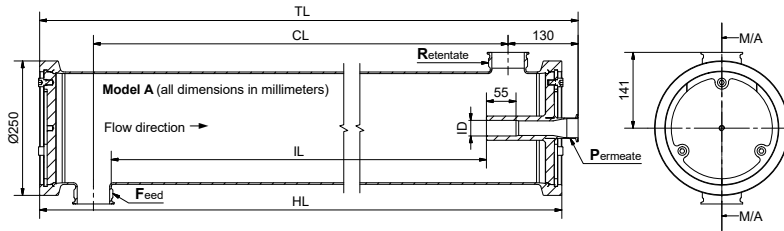
MHCA-8-40bar-3-element - Model C		Element type 8038		Maximum pressure / Maximum temperature					
		Quantity	Permeate	40 barg / 70°C		Volume 103 liters	Dry weight 74 kg		
Stock number	Drawing number	7.9" dia.	ID	F&R	P	TL	HL	CL	IL
MHCA-8-40-3-63-38-C	W-026611	3 x 38"	Ø28.9	Ø63.5	Ø38	3275	3245	3045	2972
MHCA-8-40-3-51-38-C	W-026617	3 x 38"	Ø28.9	Ø51	Ø38	3275	3245	3045	2978
MHCA-8-40-3-50-38-C	W-026623	3 x 38"	Ø28.9	DN50	Ø38	3275	3245	3045	2977
MHCA-8-40-3-63-25-C	W-026629	3 x 38"	Ø28.9	Ø63.5	Ø25	3275	3245	3045	2972
MHCA-8-40-3-51-25-C	W-026635	3 x 38"	Ø28.9	Ø51	Ø25	3275	3245	3045	2978
MHCA-8-40-3-50-25-C	W-026641	3 x 38"	Ø28.9	DN50	Ø25	3275	3245	3045	2977
MHCA-8-40-3-63-40-C	W-026647	3 x 38"	Ø28.9	Ø63.5	DN40	3275	3245	3045	2972
MHCA-8-40-3-51-40-C	W-026653	3 x 38"	Ø28.9	Ø51	DN40	3275	3245	3045	2978
MHCA-8-40-3-50-40-C	W-026659	3 x 38"	Ø28.9	DN50	DN40	3275	3245	3045	2977
MHCA-8-40-3-63-26-C	W-026665	3 x 38"	Ø28.9	Ø63.5	DN25	3275	3245	3045	2972
MHCA-8-40-3-51-26-C	W-026671	3 x 38"	Ø28.9	Ø51	DN25	3275	3245	3045	2978
MHCA-8-40-3-50-26-C	W-026677	3 x 38"	Ø28.9	DN50	DN25	3275	3245	3045	2977
MHCA-8-40-3-2.5-1.5C	W-027883	3 x 38"	Ø28.9	2.5"	1.5"	3275	3245	3045	2977
MHCA-8-40-3-2.0-1.5C	W-027889	3 x 38"	Ø28.9	2.0"	1.5"	3275	3245	3045	2977
MHCA-8-40-3-2.5-1.0C	W-027895	3 x 38"	Ø28.9	2.5"	1.0"	3275	3245	3045	2977
MHCA-8-40-3-2.0-1.0C	W-027901	3 x 38"	Ø28.9	2.0"	1.0"	3275	3245	3045	2977



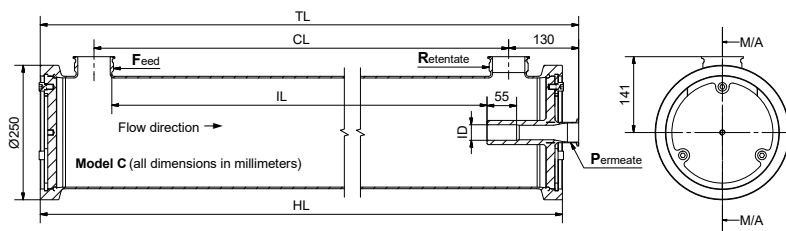
MHCA-8-40bar-4-element - Model A		Element type 8038		Maximum pressure / Maximum temperature					
		Quantity	Permeate	40 barg / 70°C		Volume 135 liters	Dry weight 90 kg		
Stock number	Drawing number	7.9" dia.	ID	F&R	P	TL	HL	CL	IL
MHCA-8-40-4-63-38-A	W-026540	4 x 38"	$\varnothing 28.9$	$\varnothing 63.5$	$\varnothing 38$	4255	4225	4025	3952
MHCA-8-40-4-51-38-A	W-026546	4 x 38"	$\varnothing 28.9$	$\varnothing 51$	$\varnothing 38$	4255	4225	4025	3958
MHCA-8-40-4-50-38-A	W-026552	4 x 38"	$\varnothing 28.9$	DN50	$\varnothing 38$	4255	4225	4025	3957
MHCA-8-40-4-63-25-A	W-026558	4 x 38"	$\varnothing 28.9$	$\varnothing 63.5$	$\varnothing 25$	4255	4225	4025	3952
MHCA-8-40-4-51-25-A	W-026564	4 x 38"	$\varnothing 28.9$	$\varnothing 51$	$\varnothing 25$	4255	4225	4025	3958
MHCA-8-40-4-50-25-A	W-026570	4 x 38"	$\varnothing 28.9$	DN50	$\varnothing 25$	4255	4225	4025	3957
MHCA-8-40-4-63-40-A	W-026576	4 x 38"	$\varnothing 28.9$	$\varnothing 63.5$	DN40	4255	4225	4025	3952
MHCA-8-40-4-51-40-A	W-026582	4 x 38"	$\varnothing 28.9$	$\varnothing 51$	DN40	4255	4225	4025	3958
MHCA-8-40-4-50-40-A	W-026588	4 x 38"	$\varnothing 28.9$	DN50	DN40	4255	4225	4025	3957
MHCA-8-40-4-63-26-A	W-026594	4 x 38"	$\varnothing 28.9$	$\varnothing 63.5$	DN25	4255	4225	4025	3952
MHCA-8-40-4-51-26-A	W-026600	4 x 38"	$\varnothing 28.9$	$\varnothing 51$	DN25	4255	4225	4025	3958
MHCA-8-40-4-50-26-A	W-026606	4 x 38"	$\varnothing 28.9$	DN50	DN25	4255	4225	4025	3957
MHCA-8-40-4-2.5-1.5C	W-027860	4 x 38"	$\varnothing 28.9$	2.5"	1.5"	4255	4225	4025	3957
MHCA-8-40-4-2.0-1.5C	W-027866	4 x 38"	$\varnothing 28.9$	2.0"	1.5"	4255	4225	4025	3957
MHCA-8-40-4-2.5-1.0C	W-027872	4 x 38"	$\varnothing 28.9$	2.5"	1.0"	4255	4225	4025	3957
MHCA-8-40-4-2.0-1.0C	W-027878	4 x 38"	$\varnothing 28.9$	2.0"	1.0"	4255	4225	4025	3957



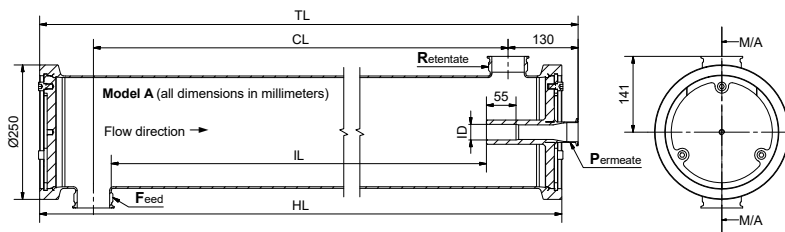
MHCA-8-40bar-4-element - Model C		Element type 8038		Maximum pressure / Maximum temperature					
		Quantity	Permeate	40 barg / 70°C		Volume 135 liters		Dry weight 90 kg	
Stock number	Drawing number	7.9" dia.	ID	F&R	P	TL	HL	CL	IL
MHCA-8-40-4-63-38-C	W-026612	4 x 38"	Ø28.9	Ø63.5	Ø38	4255	4225	4025	3952
MHCA-8-40-4-51-38-C	W-026618	4 x 38"	Ø28.9	Ø51	Ø38	4255	4225	4025	3958
MHCA-8-40-4-50-38-C	W-026624	4 x 38"	Ø28.9	DN50	Ø38	4255	4225	4025	3957
MHCA-8-40-4-63-25-C	W-026630	4 x 38"	Ø28.9	Ø63.5	Ø25	4255	4225	4025	3952
MHCA-8-40-4-51-25-C	W-026636	4 x 38"	Ø28.9	Ø51	Ø25	4255	4225	4025	3958
MHCA-8-40-4-50-25-C	W-026642	4 x 38"	Ø28.9	DN50	Ø25	4255	4225	4025	3957
MHCA-8-40-4-63-40-C	W-026648	4 x 38"	Ø28.9	Ø63.5	DN40	4255	4225	4025	3952
MHCA-8-40-4-51-40-C	W-026654	4 x 38"	Ø28.9	Ø51	DN40	4255	4225	4025	3958
MHCA-8-40-4-50-40-C	W-026660	4 x 38"	Ø28.9	DN50	DN40	4255	4225	4025	3957
MHCA-8-40-4-63-26-C	W-026666	4 x 38"	Ø28.9	Ø63.5	DN25	4255	4225	4025	3952
MHCA-8-40-4-51-26-C	W-026672	4 x 38"	Ø28.9	Ø51	DN25	4255	4225	4025	3958
MHCA-8-40-4-50-26-C	W-026678	4 x 38"	Ø28.9	DN50	DN25	4255	4225	4025	3957
MHCA-8-40-4-2.5-1.5C	W-027884	4 x 38"	Ø28.9	2.5"	1.5"	4255	4225	4025	3957
MHCA-8-40-4-2.0-1.5C	W-027890	4 x 38"	Ø28.9	2.0"	1.5"	4255	4225	4025	3957
MHCA-8-40-4-2.5-1.0C	W-027896	4 x 38"	Ø28.9	2.5"	1.0"	4255	4225	4025	3957
MHCA-8-40-4-2.0-1.0C	W-027902	4 x 38"	Ø28.9	2.0"	1.0"	4255	4225	4025	3957



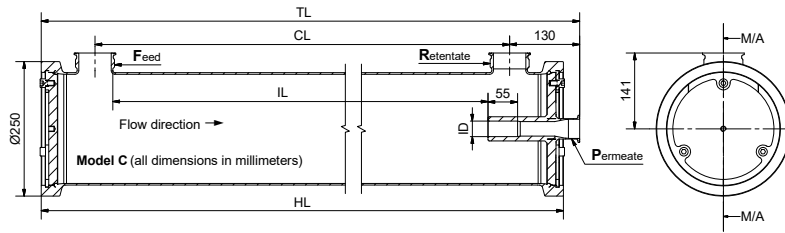
MHCA-8-40bar-5-element - Model A		Element type 8038		Maximum pressure / Maximum temperature					
		Quantity	Permeate	40 barg / 70°C		Volume 167 liters		Dry weight 106 kg	
Stock number	Drawing number	7.9" dia.	ID	F&R	P	TL	HL	CL	IL
MHCA-8-40-5-63-38-A	W-026541	5 x 38"	Ø28.9	Ø63.5	Ø38	5240	5210	5010	4937
MHCA-8-40-5-51-38-A	W-026547	5 x 38"	Ø28.9	Ø51	Ø38	5240	5210	5010	4943
MHCA-8-40-5-50-38-A	W-026553	5 x 38"	Ø28.9	DN50	Ø38	5240	5210	5010	4942
MHCA-8-40-5-63-25-A	W-026559	5 x 38"	Ø28.9	Ø63.5	Ø25	5240	5210	5010	4937
MHCA-8-40-5-51-25-A	W-026565	5 x 38"	Ø28.9	Ø51	Ø25	5240	5210	5010	4943
MHCA-8-40-5-50-25-A	W-026571	5 x 38"	Ø28.9	DN50	Ø25	5240	5210	5010	4942
MHCA-8-40-5-63-40-A	W-026577	5 x 38"	Ø28.9	Ø63.5	DN40	5240	5210	5010	4937
MHCA-8-40-5-51-40-A	W-026583	5 x 38"	Ø28.9	Ø51	DN40	5240	5210	5010	4943
MHCA-8-40-5-50-40-A	W-026589	5 x 38"	Ø28.9	DN50	DN40	5240	5210	5010	4942
MHCA-8-40-5-63-26-A	W-026595	5 x 38"	Ø28.9	Ø63.5	DN25	5240	5210	5010	4937
MHCA-8-40-5-51-26-A	W-026601	5 x 38"	Ø28.9	Ø51	DN25	5240	5210	5010	4943
MHCA-8-40-5-50-26-A	W-026607	5 x 38"	Ø28.9	DN50	DN25	5240	5210	5010	4942
MHCA-8-40-5-2.5-1.5C	W-027861	5 x 38"	Ø28.9	2.5"	1.5"	5240	5210	5010	4942
MHCA-8-40-5-2.0-1.5C	W-027867	5 x 38"	Ø28.9	2.0"	1.5"	5240	5210	5010	4942
MHCA-8-40-5-2.5-1.0C	W-027873	5 x 38"	Ø28.9	2.5"	1.0"	5240	5210	5010	4942
MHCA-8-40-5-2.0-1.0C	W-027879	5 x 38"	Ø28.9	2.0"	1.0"	5240	5210	5010	4942



MHCA-8-40bar-5-element - Model C		Element type 8038		Maximum pressure / Maximum temperature					
		Quantity	Permeate	40 barg / 70°C		Volume 167 liters		Dry weight 106 kg	
Stock number	Drawing number	7.9" dia.	ID	F&R	P	TL	HL	CL	IL
MHCA-8-40-5-63-38-C	W-026613	5 x 38"	Ø28.9	Ø63.5	Ø38	5240	5210	5010	4937
MHCA-8-40-5-51-38-C	W-026619	5 x 38"	Ø28.9	Ø51	Ø38	5240	5210	5010	4943
MHCA-8-40-5-50-38-C	W-026625	5 x 38"	Ø28.9	DN50	Ø38	5240	5210	5010	4942
MHCA-8-40-5-63-25-C	W-026631	5 x 38"	Ø28.9	Ø63.5	Ø25	5240	5210	5010	4937
MHCA-8-40-5-51-25-C	W-026637	5 x 38"	Ø28.9	Ø51	Ø25	5240	5210	5010	4943
MHCA-8-40-5-50-25-C	W-026643	5 x 38"	Ø28.9	DN50	Ø25	5240	5210	5010	4942
MHCA-8-40-5-63-40-C	W-026649	5 x 38"	Ø28.9	Ø63.5	DN40	5240	5210	5010	4937
MHCA-8-40-5-51-40-C	W-026655	5 x 38"	Ø28.9	Ø51	DN40	5240	5210	5010	4943
MHCA-8-40-5-50-40-C	W-026661	5 x 38"	Ø28.9	DN50	DN40	5240	5210	5010	4942
MHCA-8-40-5-63-26-C	W-026667	5 x 38"	Ø28.9	Ø63.5	DN25	5240	5210	5010	4937
MHCA-8-40-5-51-26-C	W-026673	5 x 38"	Ø28.9	Ø51	DN25	5240	5210	5010	4943
MHCA-8-40-5-50-26-C	W-026679	5 x 38"	Ø28.9	DN50	DN25	5240	5210	5010	4942
MHCA-8-40-5-2.5-1.5C	W-027885	5 x 38"	Ø28.9	2.5"	1.5"	5240	5210	5010	4942
MHCA-8-40-5-2.0-1.5C	W-027891	5 x 38"	Ø28.9	2.0"	1.5"	5240	5210	5010	4942
MHCA-8-40-5-2.5-1.0C	W-027897	5 x 38"	Ø28.9	2.5"	1.0"	5240	5210	5010	4942
MHCA-8-40-5-2.0-1.0C	W-027903	5 x 38"	Ø28.9	2.0"	1.0"	5240	5210	5010	4942



MHCA-8-40bar-6-element - Model A		Element type 8038		Maximum pressure / Maximum temperature					
		Quantity	Permeate	40 barg / 70°C		Volume 199 liters		Dry weight 122 kg	
Stock number	Drawing number	7.9" dia.	ID	F&R	P	TL	HL	CL	IL
MHCA-8-40-6-63-38-A	W-026542	6 x 38"	Ø28.9	Ø63.5	Ø38	6220	6190	5990	5917
MHCA-8-40-6-51-38-A	W-026548	6 x 38"	Ø28.9	Ø51	Ø38	6220	6190	5990	5923
MHCA-8-40-6-50-38-A	W-026554	6 x 38"	Ø28.9	DN50	Ø38	6220	6190	5990	5922
MHCA-8-40-6-63-25-A	W-026560	6 x 38"	Ø28.9	Ø63.5	Ø25	6220	6190	5990	5917
MHCA-8-40-6-51-25-A	W-026566	6 x 38"	Ø28.9	Ø51	Ø25	6220	6190	5990	5923
MHCA-8-40-6-50-25-A	W-026572	6 x 38"	Ø28.9	DN50	Ø25	6220	6190	5990	5922
MHCA-8-40-6-63-40-A	W-026578	6 x 38"	Ø28.9	Ø63.5	DN40	6220	6190	5990	5917
MHCA-8-40-6-51-40-A	W-026584	6 x 38"	Ø28.9	Ø51	DN40	6220	6190	5990	5923
MHCA-8-40-6-50-40-A	W-026590	6 x 38"	Ø28.9	DN50	DN40	6220	6190	5990	5922
MHCA-8-40-6-63-26-A	W-026596	6 x 38"	Ø28.9	Ø63.5	DN25	6220	6190	5990	5917
MHCA-8-40-6-51-26-A	W-026602	6 x 38"	Ø28.9	Ø51	DN25	6220	6190	5990	5923
MHCA-8-40-6-50-26-A	W-026608	6 x 38"	Ø28.9	DN50	DN25	6220	6190	5990	5922
MHCA-8-40-6-2.5-1.5C	W-027862	6 x 38"	Ø28.9	2.5"	1.5"	6220	6190	5990	5922
MHCA-8-40-6-2.0-1.5C	W-027868	6 x 38"	Ø28.9	2.0"	1.5"	6220	6190	5990	5922
MHCA-8-40-6-2.5-1.0C	W-027874	6 x 38"	Ø28.9	2.5"	1.0"	6220	6190	5990	5922
MHCA-8-40-6-2.0-1.0C	W-027880	6 x 38"	Ø28.9	2.0"	1.0"	6220	6190	5990	5922



MHCA-8-40bar-6-element - Model C		Element type 8038		Maximum pressure / Maximum temperature					
		Quantity	Permeate	40 barg / 70°C		Volume 199 liters		Dry weight 122 kg	
Stock number	Drawing number	7.9" dia.	ID	F&R	P	TL	HL	CL	IL
MHCA-8-40-6-63-38-C	W-026614	6 x 38"	Ø28.9	Ø63.5	Ø38	6220	6190	5990	5917
MHCA-8-40-6-51-38-C	W-026620	6 x 38"	Ø28.9	Ø51	Ø38	6220	6190	5990	5923
MHCA-8-40-6-50-38-C	W-026626	6 x 38"	Ø28.9	DN50	Ø38	6220	6190	5990	5922
MHCA-8-40-6-63-25-C	W-026632	6 x 38"	Ø28.9	Ø63.5	Ø25	6220	6190	5990	5917
MHCA-8-40-6-51-25-C	W-026638	6 x 38"	Ø28.9	Ø51	Ø25	6220	6190	5990	5923
MHCA-8-40-6-50-25-C	W-026644	6 x 38"	Ø28.9	DN50	Ø25	6220	6190	5990	5922
MHCA-8-40-6-63-40-C	W-026650	6 x 38"	Ø28.9	Ø63.5	DN40	6220	6190	5990	5917
MHCA-8-40-6-51-40-C	W-026656	6 x 38"	Ø28.9	Ø51	DN40	6220	6190	5990	5923
MHCA-8-40-6-50-40-C	W-026662	6 x 38"	Ø28.9	DN50	DN40	6220	6190	5990	5922
MHCA-8-40-6-63-26-C	W-026668	6 x 38"	Ø28.9	Ø63.5	DN25	6220	6190	5990	5917
MHCA-8-40-6-51-26-C	W-026674	6 x 38"	Ø28.9	Ø51	DN25	6220	6190	5990	5923
MHCA-8-40-6-50-26-C	W-026680	6 x 38"	Ø28.9	DN50	DN25	6220	6190	5990	5922
MHCA-8-40-6-2.5-1.5C	W-027886	6 x 38"	Ø28.9	2.5"	1.5"	6220	6190	5990	5922
MHCA-8-40-6-2.0-1.5C	W-027892	6 x 38"	Ø28.9	2.0"	1.5"	6220	6190	5990	5922
MHCA-8-40-6-2.5-1.0C	W-027898	6 x 38"	Ø28.9	2.5"	1.0"	6220	6190	5990	5922
MHCA-8-40-6-2.0-1.0C	W-027904	6 x 38"	Ø28.9	2.0"	1.0"	6220	6190	5990	5922